

Jabra[®]
YOU'RE ON

JABRA BIZ 2400 II



User Manual

jabra.com/biz2400

A BRAND BY

GN Netcom

© 2014 GN Netcom A/S, GN Netcom US, Inc. All rights reserved. Jabra® is a registered trademark of GN Netcom A/S. All other trademarks included herein are the property of their respective owners. The Bluetooth® word mark and logos are owned by the Bluetooth SIG, Inc. and any use of such marks by GN Netcom A/S is under license.

Made in China
MODEL: HSC021



Declaration of Conformity can be found on
www.jabra.com/CP/US/declarations-of-conformity

1. WELCOME	4
2. JABRA BIZ 2400 II OVERVIEW	5
2.1 MONO VARIANT	
2.2 STEREO VARIANT	
2.3 INCLUDED ACCESSORIES	
2.4 OPTIONAL ACCESSORIES	
3. HOW TO WEAR.....	8
3.1 ADJUST THE HEADBAND	
3.2 ADJUST THE MICROPHONE	
3.3 CHANGE THE WEARING STYLE	
4. HOW TO CONNECT.....	11
5. HOW TO USE	12
5.1 EVERYDAY USE	
5.2 MULTIPLE CALL HANDLING	
6. SOFTWARE	15
6.1 JABRA DIRECT	
6.2 PROGRAMMABLE BUTTONS	
6.3 UPDATE HEADSET FIRMWARE	
7. SUPPORT	16
7.1 FAQ	
7.2 HOW TO CARE FOR YOUR HEADSET	
8. TECHNICAL SPECIFICATIONS	17

1. WELCOME

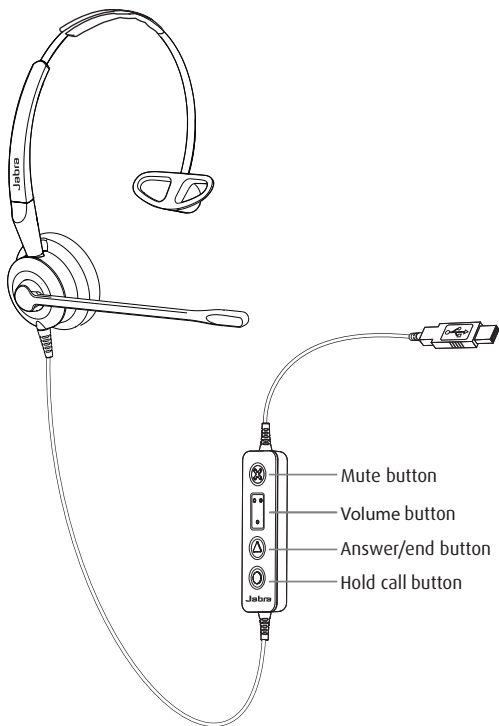
Thank you for using the Jabra Biz 2400 II. We hope you will enjoy it!

JABRA BIZ 2400 II FEATURES

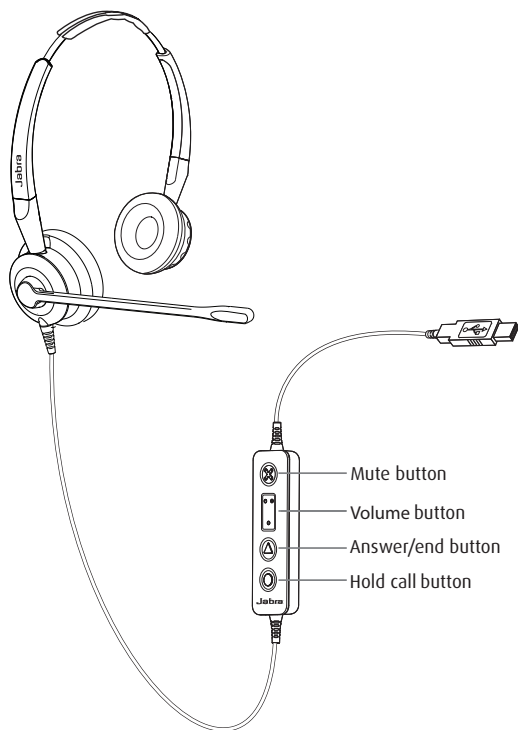
- Hi-Fi audio
- Noise canceling microphone
- Bendable 'Freespin' boom arm
- Safetone hearing protection
- Programmable buttons

2. JABRA BIZ 2400 II OVERVIEW

2.1 MONO VARIANT



2.2 STEREO VARIANT



2.3 INCLUDED ACCESSORIES



Neckband



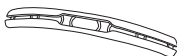
Headband



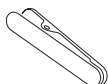
Earhooks
(small & medium)



Leatherette ear
cushion (medium)



Headband cushion



Clothing clip



Carry pouch

2.4 OPTIONAL ACCESSORIES



Eargels

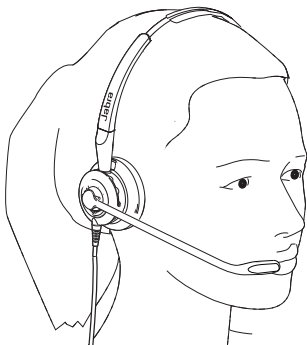


Leatherette ear
cushion (large)



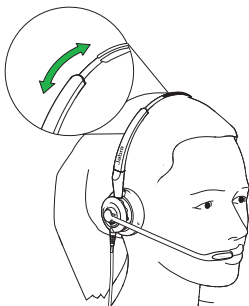
Foam ear cushion (large)

3. HOW TO WEAR



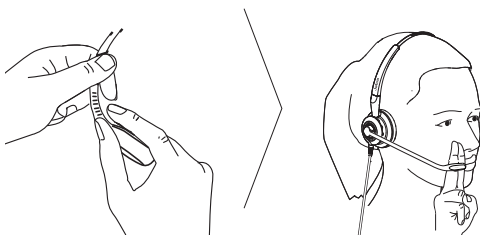
3.1 ADJUST THE HEADBAND

Adjust the headband to find the most comfortable fit.



3.2 ADJUST THE MICROPHONE

It is recommended to position the microphone close to your mouth (approx. two fingers width).



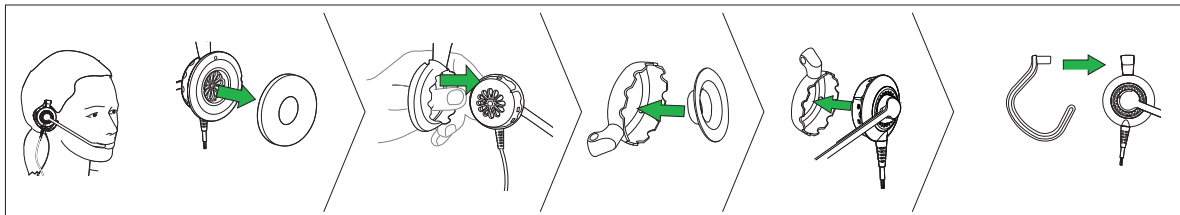
The microphone is bendable for personal preference.

3.3 CHANGE THE WEARING STYLE

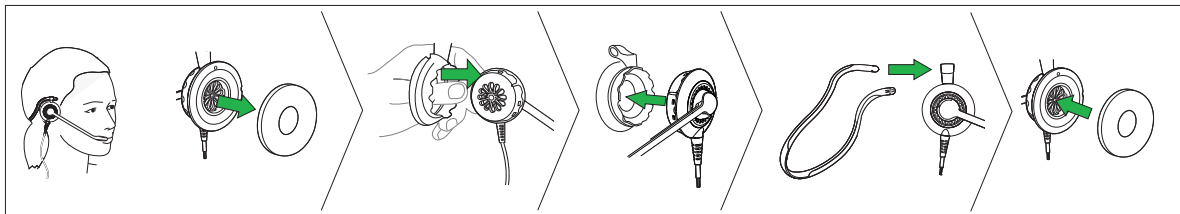
The headset can be worn in three different wearing styles: headband, earhook and neckband.



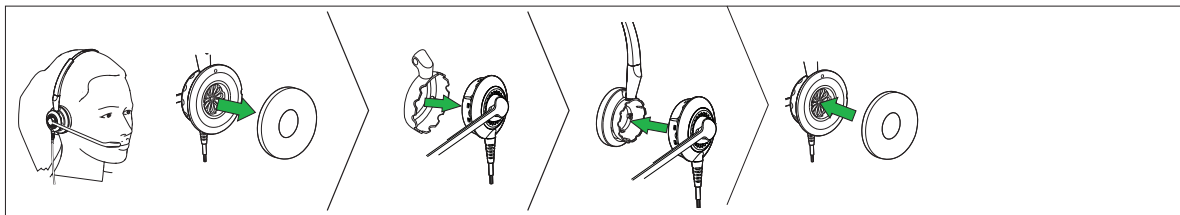
EARHOOK



NECKBAND

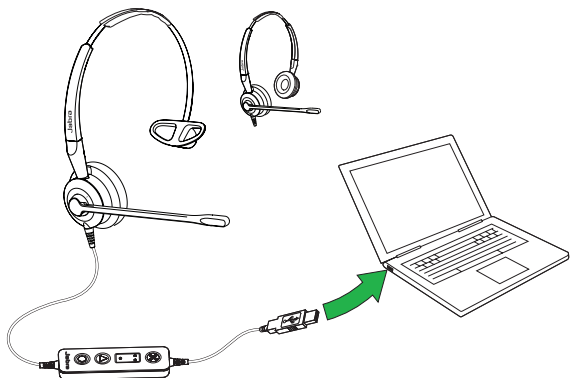


HEADBAND

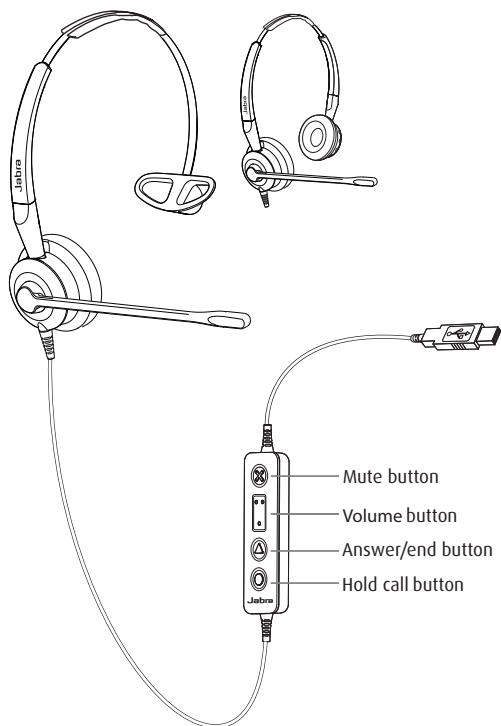


4. HOW TO CONNECT

Simply plug the headset into any USB port on the PC.



5. HOW TO USE



5.1 EVERYDAY USE

CALLS



Mute/unmute
microphone

Tap the **Mute** button



Adjust speaker
volume

Tap the **Volume** buttons



Answer/end
call

Tap the **Answer/end** button



Hold/resume
call

Tap the **Hold call** button

5.2 MULTIPLE CALL HANDLING

The headset can accept and handle multiple calls at the same time.

MULTIPLE CALLS

End current call and answer incoming call

Tap the **Answer/end** button

Switch between held call and active call

Press and hold (2 secs) the **Answer/end** button



Put current call on hold and answer incoming call

Press and hold (2 secs) the **Answer/end** button

Reject incoming call, when on a call

Double-tap the **Answer/end** button

6. SOFTWARE

6.1 JABRA DIRECT

Jabra Direct is software designed to support, personalize, manage and enable optimal functionality for all Jabra devices. You can update firmware, change headset preferences and more.

Download the latest version - jabra.com/direct

6.2 PROGRAMMABLE BUTTONS

The headset buttons can be programmed for other functions using Jabra Direct. Change the Button Configurations in the Device Settings menu.

6.3 UPDATE HEADSET FIRMWARE

Updating firmware improves performance or adds new functionality to your Jabra headset. Download and install Jabra Direct to enable firmware updating.

You will automatically receive a prompt in Jabra Direct when a firmware update is available for download.

7. SUPPORT

7.1 FAQ

View the FAQs on Jabra.com/biz2400

7.2 HOW TO CARE FOR YOUR HEADSET

- Always store the headset safely protected.
- Avoid storage at extreme temperatures (above 70°C/158°F or below -40°C/-40°F). This may adversely affect the headset.

8. TECHNICAL SPECIFICATIONS

JABRA BIZ 2400 II HEADSET	SPECIFICATION
Headset weight:	Mono headset: 54 g Stereo headset: 77 g
Headset dimensions:	Mono headset: L 139 mm x W 27 mm x H 167 mm Stereo headset: L 133 mm x W 27 mm x H 169 mm
Microphones:	Noise cancelling microphone
Speaker:	30 mm Dynamic PureSound speakers (Hi-fi)
Speaker maximum input power:	20 mW
Speaker frequency range:	Hybrid: 120 Hz - 4500 Hz Wideband: 100 Hz - 6500 Hz USB: 60 Hz - 1600 Hz
Operating temperature:	-20°C to 60°C (-4°F to 140°F)
Storage temperature:	-40°C to 70°C (-40°F to 158°F)

