

DIN-Rail Mounting Kit for Shuttle XPC slim series in 1.3-litre format

A DIN-Rail is a metal rail widely used for mounting electronic control equipment inside equipment racks. The Shuttle XPC accessory DIR01 allows the installation of 1-litre XPC slim barebones on a standard 35 mm DIN-Rail. Should the required VESA mount (100 x 100 mm) not be included with your Shuttle XPC, it is available optionally.

Feature Highlights

Scope of delivery

1. Stainless steel plate, 1.5 mm thick, 164 x 134 x 7 mm (WHD)
2. DIN-Rail mounting clip for standard 35 mm DIN-Rail
3. 4x countersunk-head screw (M4 x 8 mm)
4. Quick Guide


Compatibility

The Shuttle XPC accessory DIR01 is compatible with Shuttle XPCs in 1.3-litre format:

- **Shuttle XPC slim Barebones (fanless):**
DX30(V2), DL10J, DS47, DS407(T), DS437(T), DS57Ux, DS67Ux, DS68U, DS77Ux, DS10Ux
- **Shuttle XPC slim Barebones (with fan):**
DH02Ux, DS61, DS81, DS81L, DH110, DH110SE*, DH170, DQ170, DH270, DH310, DH310V2, DH310S*, DH370

*) Note: The DH110SE and DH310S do not include the required VESA mount. This is available separately as the Shuttle XPC accessory PV04.

Shuttle XPC accessory **DIR01** DIN-Rail Mounting Kit



Images for illustration purposes only.




Sample photo: Shuttle XPC slim DS10U mounted on a 35 mm DIN-Rail.


© 2019 by Shuttle Computer Handels GmbH (Germany). All information subject to change without notice. Pictures for illustration purposes only.

Quick Installation Guide for DIR01

(1) Install the mounting clip with four screws on the steel plate. To do so, please use the parts of the DIR01 kit.



(2) Mount the VESA mount of the Shuttle XPC to the steel plate using four M4 screws.



(3) Place the Shuttle XPC on the VESA mount and affix with four M3 screws from the sides. The device is ready to be mounted on a DIN-Rail now.



Note: The VESA mounting kit with eight screws is either included with your Shuttle XPC or to be purchased separately.