

PC



# P300 Desktop PC Hard Drive

Performance that meets demands



6 4 3 2 1 500  
TB TB TB TB TB GB

Color

- SATA** 3.5" SATA Hard Drive
- RPM** 7200 rpm /5400 rpm
-  64/128 MB buffer
-  Advanced Format

EMEA Region, Toshiba Storage Solutions – The 3.5-inch P300 Desktop PC Hard Drive delivers a high performance for professionals. With its dual-stage actuator, you can count on smooth, responsive computing. What's more, your data and media is secured with a ramp loading design, as well as a shock sensor. The P300 is available in capacities up to 6 TB.

Use for:

- Powerful desktop workstations
- All-in-one PCs
- Desktop PCs
- External enclosures
- Gaming computers



## Manual

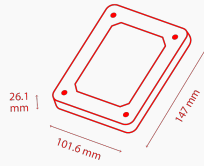
[Toshiba Installation and Safety.pdf](#) 

## Tools

[ToshibaStorageDiagnosticTool\\_1.30.8920.zip](#) 



# Product Specifications



## Basic Specifications

<b>Form factor</b>	3.5-inch
<b>Interface</b>	SATA 6.0 Gbit/s)
<b>Advanced Format (AF)</b>	Yes
<b>RoHS compatible</b>	Yes
<b>Halogen Free</b>	Yes
<b>Shock Sensor</b>	Yes
<b>Recording Technology</b>	CMR (500 GB, 1 TB, 2 TB, 3 TB), SMR (2 TB, 4 TB-6 TB)

## Performance

<b>Rotational speed</b>	5,400 rpm (2 TB, 4 TB-6 TB) 7,200 rpm (500 GB, 1 TB, 2 TB, 3 TB)
<b>Buffer size</b>	128 MB (2 TB, 4 TB-6 TB) 64 MB (500 GB, 1 TB, 2 TB, 3 TB)
<b>Average latency</b>	4.17 ms
<b>Native Command Queuing (NCQ)</b>	supported

## Reliability

<b>Unrecoverable error rate</b>	1 per 10E14 bits read
<b>Load / Unload Cycle</b>	600.000 (2 TB, 4 TB-6 TB) 300.000 (500 GB, 1 TB, 2 TB, 3 TB)

## Power Management

<b>Supply voltage</b>	5VDC ( $\pm 5\%$ ) / 12VDC ( $\pm 10\%$ )
<b>Consumption - Read/Write</b>	4.46 W typ. (6 TB), 4.11 W typ. (4 TB), 4.14 W typ. (2 TB SMR), 5.80 W typ. (2 TB CMR), 6.40 W typ. (500 GB, 1 TB, 3 TB)
<b>Consumption - Low Power Idle</b>	2.68 W typ. (6 TB), 2.32 W typ. (4 TB), 5.20 W typ. (3 TB), 2.11 W typ. (2 TB SMR), 4.40 W typ. (2 TB CMR), 3.70 W typ. (500 GB, 1 TB)

## Box Content

<b>Box Content</b>	3.5-inch internal HDD - P300 Desktop PC Hard Drive
--------------------	---

## Physical

<b>Weight (approx.)</b>	680 g max. (2 TB, 3 TB, 6 TB), 650 g max. (4 TB), 450 g max. (500 GB, 1 TB) 440 g max. (2 TB SMR)
<b>Dimensions</b>	147 (L) x 101.85 (W) x 26.1 (H) mm

## Environmental

<b>Acoustics (seek mode)</b>	25 dB typ. (6 TB), 24 dB typ. (4 TB), 28 dB typ. (2 TB, 3 TB), 26 dB typ. (500 GB, 1 TB)
<b>Acoustics (idle mode)</b>	24 dB typ. (6 TB), 22 dB typ. (4 TB), 27 dB typ. (2 TB CMR, 3 TB), 21 dB typ. (2 TB SMR) 25 dB typ. (500 GB, 1 TB)
<b>Shock (non-operating)</b>	300 G (2 ms half sine) (2 TB, 3 TB, 6 TB) 350 G (2 ms half sine) (500 GB, 1 TB, 2 TB, 4 TB)
<b>Shock (operating)</b>	70 G / 2 ms duration
<b>Vibration (non-operating)</b>	3.0 G (5 to 500 Hz) (2 TB, 4 TB, 6 TB), 1.04 G (2 to 200 Hz) (500 GB - 3 TB)
<b>Vibration (operating)</b>	0.50 G (5 to 350 Hz) (2 TB, 4 TB, 6 TB), 0.67 G (5 to 500 Hz) (500 GB - 3 TB)

# Product Range

Part number	Capacity	Color
HDWD260UZSVA (Bulk)	6 TB	-
HDWD240UZSVA (Bulk)	4 TB	-
HDWD130EZSTA (Retail)	3 TB	-
HDWD130UZSVA (Bulk)	3 TB	-
HDWD120EZSTA (Retail)	2 TB	-
HDWD120UZSVA (Bulk)	2 TB	-
HDWD220UZSVA (SMR)	2 TB	-
HDWD110EZSTA (Retail)	1 TB	-
HDWD110UZSVA (Bulk)	1 TB	-
HDWD105EZSTA (Retail)	500 GB	-
HDWD105UZSVA (Bulk)	500 GB	-

## Logistical Information:

Box dimensions	189.0 mm (H) x 136.0 mm (W) x 60.0 mm (D)
Box weight (gross)	825 g max. (2 TB, 3 TB), 595 g max. (500 GB, 1 TB)
Master carton dimensions	255 x 147 x 212mm
Master carton weight (gross)	3554 g max. (2 TB, 3 TB), 2634 g max. (500 GB, 1 TB)
Boxes per master carton	4 pcs
Pallet dimensions	1150 x 1150 x 130 mm
Pallet weight (net)	n/A
Units per pallet	400 pcs
Units per carton	20 pcs.
Carton dimensions	321 x 406 x 213 mm
Carton weight (gross)	16 kg (typ.) (2 TB - 6 TB), 11 kg (typ.) (500 GB, 1 TB)
Units per pallet	720 pcs.

## Contact

### **Toshiba Electronics Europe GmbH**

Hansaallee 181  
40549 Düsseldorf  
Germany