



# Acer S series

Acer S1386WH

*Experience the advantages of short-distance projection at close range*



- Light technology: 220 watt Osram UHP
- Resolution: WXGA (1,280 x 800 px)
- Brightness: 3,600 (standard), 2,880 (eco) ANSI lumens
- Contrast: 20,000:1
- Life (hr.): 5,000 (standard), 6,000 (eco), 10,000 (ExtremeEco)
- Warranty: 3 years PickUp service, 1 year for the lamp, 5 years for the DLP Chip



Short Throw



Resolution



3 years PickUp service



Brightness



Keystone Correction



HDMI 3D



I/O Power On



## Acer S1386WH

## SPECIFICATIONS



### Ordering Information

Model	S1386WH
Part Number	MR.JQU11.001
EAN	4713883722711

### Technical Specifications

Projection technology	DLP 3D Ready & HDMI 3D
DLP Chip	0.65" BrilliantColor™
Version	DarkChip™ 3 DMD
Resolution	WXGA (1,280 x 800 px)
Display Format	16:10 (native) / 4:3 & 16:9 (supported)
Contrast	20,000:1
Displayable Colours	1.07 Billion Colors
Brightness	3,600 (standard), 2,880 (eco) ANSI lumens
Focus / Focal distance	F = 2.80 / f = 7.51 mm
Projection size (diagonal)	0.91 ~ 7.62 m
Projection distance	0.40 ~ 3.40 m
Throw ratio	0.52:1
Zoom / Digital-Zoom	1:1.0x / 2x
Image Offset	115 %
Horizontal / Vertical frequency	15 ~ 100 kHz/24 ~ 120 Hz
Projection Modes	Front- / Rear- & Front-Ceiling- / Rear-Ceiling-Projection
Light technology	220 watt Osram UHP
Life (hr.)	5,000 (standard), 6,000 (eco), 10,000 (ExtremeEco)
Keystone Correction	+/- 40° (vertical) manual
Speaker	1x 16 watt
Weight / incl. packaging (kg)	3.10 kg / 3.72 kg
Dimensions / Shipping dimensions (mm)	313 x 255 x 114 / 400 x 168 x 340
Power Consumption	270 (standard), 210 (eco), < 0.5 watt (standby)
Noise level	32 (standard), 24 (eco) dB
Uniformity (%)	85 %
Color	-

### Input Ports

HDMI with HDCP	1x
VGA analog D-Sub	1x
Composite Video RCA	1x
Audio in (3.5mm)	1x

### Output Ports

USB Type A	1x DC Out 5V
Audio out (3.5 mm)	1x
D-Sub Out (for Monitor Loop Through)	1x

### Network and Control Ports

RS232	1x
-------	----

### Included Accessory

PIN security card	PIN security
Power adapter IEC 320 C13	1x (Euro-plug)
VGA cable 15pol	1x (1.80 m)
IR remote control	1x (PgUp / PgDown & freeze & laserpointer function) white
Lens cap	1x
User Manual on CD	1x
Quick Start Guide	1x

### Optional Accessory

Spare lamp	4713883594042 / MC.JQH11.001
Universal ceiling mount short	4713147892877 / MC.JLC11.002
Universal ceiling mount long	4713147892884 / MC.JLC11.003
Acer CastMaster Buttons	4710180557206 / MC.40511.00N
Acer Wireless Mirror	4713883764520 / MC.JQC11.008
Acer CastMaster Touch	4710180784336 / MC.40511.00Y

### Warranty

Warranty	3 years Pickup service, 1 year for the lamp, 5 years for the DLP Chip
----------	---

### Usage recommendation

Usage recommendation	Perfect for school, university and the modern meeting room
----------------------	--

### Projection Distance Calculator

Projection Distance Calculator	<a href="https://www.acer.com/ac/de/CH/content/acer-projection-calculator">https://www.acer.com/ac/de/CH/content/acer-projection-calculator</a>
--------------------------------	---



Acer CastMaster Presentation System

**Acer CastMaster Buttons (WPS-1)**

MC.40511.00N

Connect receiver with projector & transmitter with end device - and present immediately. Plug & Play, no software or Internet connection required and up to 4 Picture-in-Picture.



Acer CastMaster Presentation System

**Acer CastMaster Transmitter for WPS-1 (HDMI)**

MC.40511.00P

Expand your Acer CastMaster System (WPS-1) with another transmitter to easily present from even more terminals.



Acer CastMaster Presentation System

**Acer CastMaster Touch (WPS-2)**

MC.40511.00Y

Connect receiver with projector & transmitter with end device - and present immediately. Plug & Play, no software or internet connection required and host control.



Acer CastMaster Presentation System

**Acer CastMaster Transmitter for WPS-2 (HDMI)**

MC.40511.00U

Expand your Acer CastMaster System (WPS-2) with another transmitter to easily present from even more terminals.



Acer CastMaster Presentation System

**Acer CastMaster Transmitter for WPS-2 (USB Type-C)**

MC.40511.00X

Expand your Acer CastMaster System (WPS-2) with another transmitter to easily present from even more terminals.



Installation

**Universal Ceiling Mount short**

MC.JLC11.002

Easily mount your projector to the ceiling with 360° rotation and up to 25° tilt.



Installation

**Universal Ceiling Mount long**

MC.JLC11.003

Easily mount your projector to the ceiling with 360° rotation and up to 25° tilt.



Wireless Projection

**WirelessMirror (HWA1)**

MC.JQC11.008

Cable chaos was yesterday! Welcome to the age of wireless projection!





## Acer S1386WH

## ACCESSORIES AND FEATURES

### Acer ColorBoost 3D



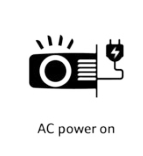
**Acer ColorBoost 3D:** Acer ColorBoost 3D is the innovative combination of a continuously improved image processing algorithm, the latest DLP chipset, an optimized design of the 6-segment color wheel and advanced lighting control technology. As a result, Acer projectors are able to project absolutely lifelike colors throughout their life cycle - in both 2D and 3D modes.

### Acer Color Safe II



**Acer ColorSafe II** guarantees consistent, brilliant and natural color projection throughout the life of the projector. This is ensured by the use of DLP® technology and a 5-year warranty on the DLP® chip. Projectors without DLP® technology experience a decrease in colour brilliance over time.

### AC Power On



With the AC Power On function, the projector is able to turn on automatically when the projector is powered. You no longer need to turn on the projector separately, but can start the projector directly, for example by turning on the power in the meeting room.

### HDMI Power On



With the HDMI Power On function, the projector is able to turn on automatically when the projector receives a signal via HDMI or VGA. You no longer need to start the projector separately, but can simply switch on your notebook, receiver or game console and the projector will automatically switch on as well.

### Customizable startup screen



The Customizable Startup Screen allows you to create an individual startup screen per screenshot. This startup screen, no matter if it is the business user's company logo or a home user's favorite photo, is automatically displayed when the projector is started.

### Customizable startup screen



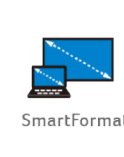
The Customizable Startup Screen allows you to create an individual startup screen per screenshot. This startup screen, no matter if it is the business user's company logo or a home user's favorite photo, is automatically displayed when the projector is started.

### HDMI 3D



**HDMI 3D:** The integrated HDMI 1.4a standard allows 3D content to be transferred from suitable playback devices such as 3D Blu-ray players, 3D set-top boxes and 3D game consoles without the need for an additional PC. For example, Acer 3D shutter glasses Blu-ray 3D movies and 3D TV shows can be viewed in your living room up to 7.62 meters (300") diagonal.

### Acer Smart Format Technology



Acer SmartFormat technology supports a wide range of input signals, eliminating the need for switching on your notebook/PC, DVD player and receiver. Signals up to 1080p can be received by Acer ColorBoost projectors with HDMI\* using Acer SmartFormat technology and can be played back in compressed form.

\*Depends on model

### Original 24p



Experience true cinema at 24 frames per second. The Acer Blu-Ray projector reproduces films in the original cinema format as they were shot on the film set. See 24p movies through the eyes of the director.

### Acer LumiSense



Acer LumiSense technology uses an ambient light sensor to detect brightness in the projection environment and adjust brightness and color saturation accordingly. In addition, Acer LumiSense also analyzes the projected image and dynamically optimizes the quality of the displayed image.

### Installation menu



With the help of the installation menu, the Acer projector can be perfectly aligned with the surface to be projected in no time at all. The Installation menu can be accessed by pressing the Menu button even if no source is connected to the projector.

### Wall Color Compensation



**Wall-Color Compensation:** Best image quality enables wall color correction on colored projection surfaces such as blackboards and wallpaper. 5 optimised wall colours can be compensated easily and without any further settings via the menu for best picture quality.




**PIN Security**



Acer PIN Security provides the ability to set a PIN to protect the Acer projector from unauthorized use and theft. A lost PIN can only be reset by the Acer Service after ownership verification.

**Auto Shutdown**



The Auto Shutdown function automatically shuts down the Acer projector, if no input signal is received after a preset time. This function can be set individually via the menu and helps to save power and lamp hours.

**Short Throw Distance**



Short Distance Projection: Thanks to Short Distance Projection, you can project an incredibly large image even at the smallest projection distance.

Short Distance projectors are particularly suitable for schools or conference rooms, but also for any room with limited size. Thanks to short distance, you don't have to do without a projection experience even in small rooms.