



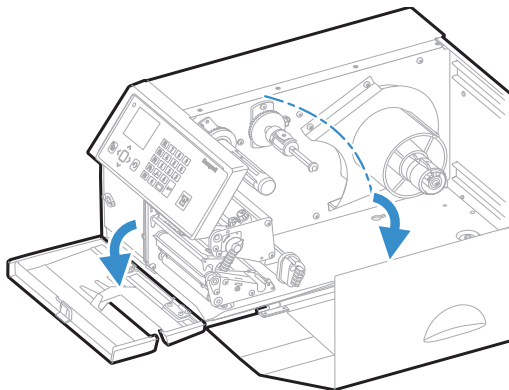
PX45

High Performance Printer

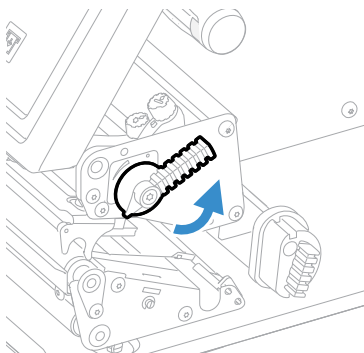
Quick Start Guide

Install Printer Media and Ribbon

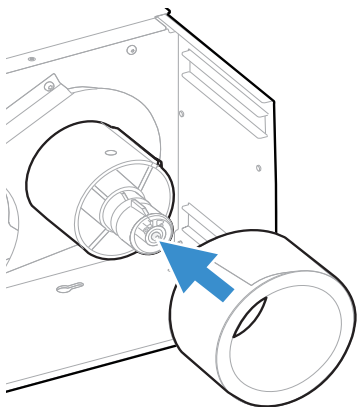
1



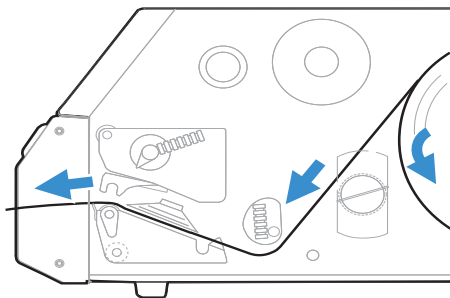
2



3



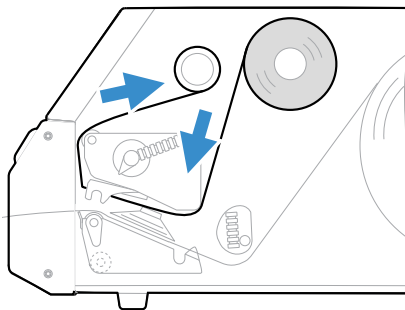
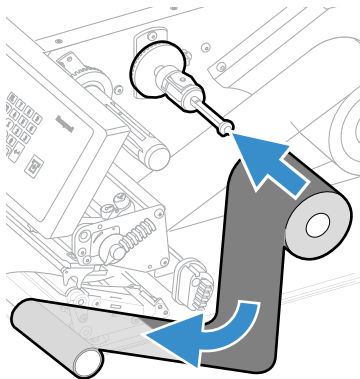
4



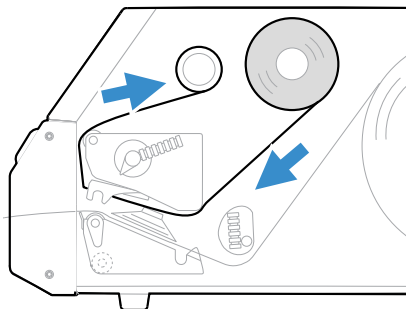
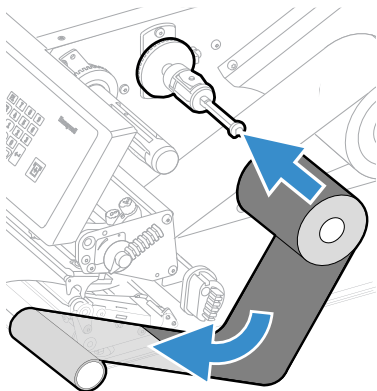
- 5 This step is only required for thermal transfer configurations. For direct thermal configurations skip to step 6 (see page 5).

Install ribbon according to coated side.

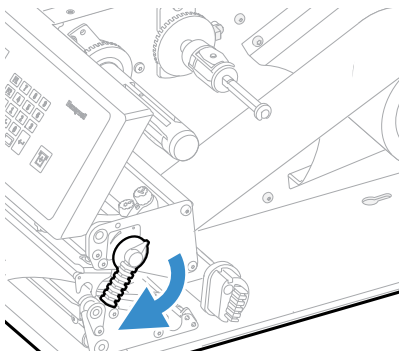
- Coated Side In (CSI)



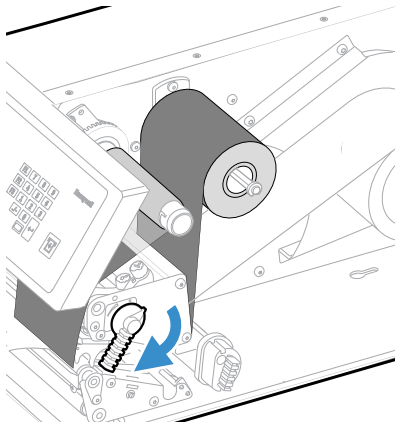
- Coated Side Out (CSO)



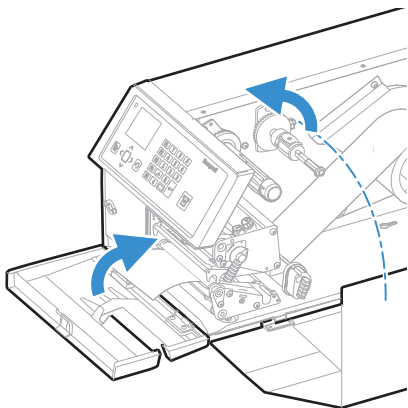
6 Direct Thermal Configuration



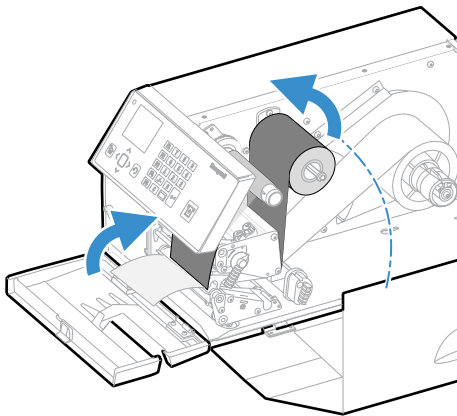
Thermal Transfer Configuration

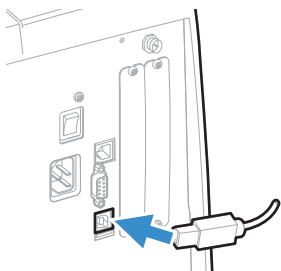
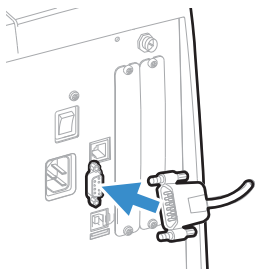
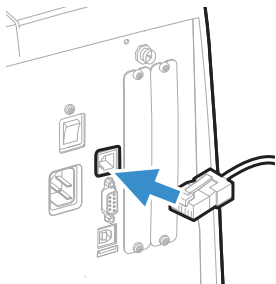


7 Direct Thermal Configuration

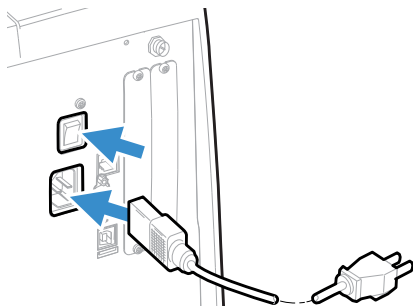


Thermal Transfer Configuration





9



Electrical rating.

额定电压及电流。

電子規定値。

Cote électrique.

Stromversorgung.

Peringkat kelistrikan.

전기 등급.

Especificações eléctricas.

Питание.

Calificación eléctrica.

Voltaj bilgileri.

~ 100-240 V, 3-1,5 A 50/60 Hz

Media and ribbon are sold separately.

介质和色带均单独出售。

媒體與色帶須另購。

Support papier et ruban vendus séparément.

Medium und Band werden separat verkauft.

Media dan pita dijual terpisah.

미디어와 리본은 별도로 판매됩니다.

A mídia de impressão e a fita são vendidas separadamente.

Носитель и лента продаются отдельно.

Los medios y la cinta se venden por separado.

Ortam ve şerit ayrı satılır.

Support

To search our knowledge base for a solution or log into the Technical Support Portal and report a problem, go to honeywell.com/PSStechnicalsupport.

Documentation

Product documentation is available at sps.honeywell.com.

Limited Warranty

For warranty information, go to sps.honeywell.com and click **Support > Warranties**.

Patents

For patent information, see www.hsmpats.com.

Disclaimer

Honeywell International Inc. (“HII”) reserves the right to make changes in specifications and other information contained in this document without prior notice, and the reader should in all cases consult HII to determine whether any such changes have been made. HII makes no representation or warranties regarding the information provided in this publication.

HII shall not be liable for technical or editorial errors or omissions contained herein; nor for incidental or consequential damages resulting from the furnishing, performance, or use of this material. HII disclaims all responsibility for the selection and use of software and/or hardware to achieve intended results.

This document contains proprietary information that is protected by copyright. All rights are reserved. No part of this document may be photocopied, reproduced, or translated into another language without the prior written consent of HII.

Copyright © 2022 Honeywell International Inc. All rights reserved.