



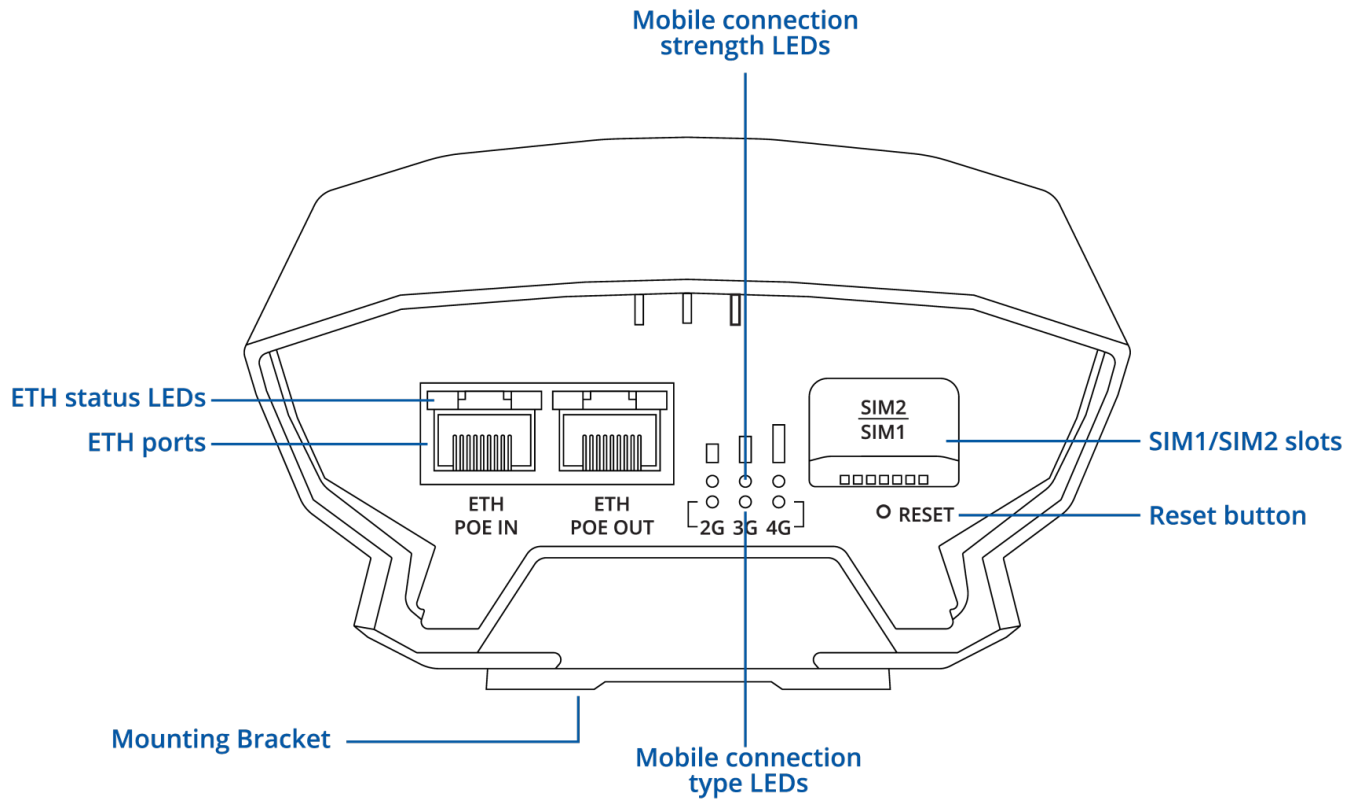
# OTD140

v1.1



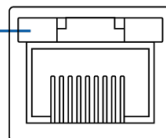
## HARDWARE

### FRONT VIEW



### RJ45 LED MEANING

Orange LED on: link established  
10/100 Mbps  
Orange LED blinking: active connection



## FEATURES

### Mobile

<b>Mobile module</b>	4G LTE up to 150 DL/50 UL Mbps; 3G up to 21 DL/ 5.76 UL Mbps; 2G up to 236.8 DL/236.8 UL Mbps
<b>3GPP Release</b>	Release 9
<b>SIM switch</b>	2 SIM cards, auto-switch cases: weak signal, data limit, SMS limit, roaming, no network, network denied, data connection fail, SIM idle protection
<b>Status</b>	IMSI, ICCID, operator, operator state, data connection state, network type, bandwidth, connected band, signal strength (RSSI), SINR, RSRP, RSRQ, EC/IO, RSCP, data sent/received, LAC, TAC, cell ID, ARFCN, UARFCN, EARFCN, MCC, and MNC
<b>SMS</b>	SMS status, SMS configuration, send/read SMS via HTTP POST/GET, EMAIL to SMS, SMS to EMAIL, SMS to HTTP, SMS to SMS, scheduled SMS, SMS autoreply, SMPP
<b>USSD</b>	Supports sending and reading Unstructured Supplementary Service Data messages
<b>Black/White list</b>	Operator black/white list (by country or separate operators)
<b>Band management</b>	Band lock, Used band status display
<b>SIM PIN code management</b>	SIM PIN code management enables setting, changing, or disabling the SIM card's PIN
<b>APN</b>	Auto APN
<b>Bridge</b>	Direct connection (bridge) between mobile ISP and device on LAN
<b>Passthrough</b>	Router assigns its mobile WAN IP address to another device on LAN

### Ethernet

<b>LAN</b>	2 x ETH ports (can be configured as WAN), 10/100 Mbps, compliance with IEEE 802.3, IEEE 802.3u, 802.3az standards, supports auto MDI/MDIX crossover
------------	---

### POE IN

<b>PoE ports</b>	1 x PoE In
<b>PoE standards</b>	802.3af/at

### POE OUT

<b>PoE ports</b>	1 x PoE Out
<b>PoE standards</b>	802.3af Alternative B
<b>PoE Max Power per Port (at PSE)</b>	15 W Max (power supply unit dependent)

**Network**

<b>Routing</b>	Static routing, Dynamic routing (BGP, OSPF v2, RIP v1/v2, EIGRP, NHRP), Policy based routing
<b>Network protocols</b>	TCP, UDP, IPv4, IPv6, ICMP, NTP, DNS, HTTP, HTTPS, FTP, SMTP, SSL v3, TLS, ARP, VRRP, PPP, PPPoE, UPNP, SSH, DHCP, Telnet, SMPP, SNMP, MQTT, Wake On Lan (WOL), VXLAN
<b>VoIP passthrough support</b>	H.323 and SIP-alg protocol NAT helpers, allowing proper routing of VoIP packets
<b>Connection monitoring</b>	Ping Reboot, Wget Reboot, Periodic Reboot, LCP and ICMP for link inspection
<b>Firewall</b>	Port forward, traffic rules, custom rules, TTL target customisation
<b>Firewall status page</b>	View all your Firewall statistics, rules, and rule counters
<b>Ports management</b>	View device ports, enable and disable each of them, turn auto-configuration on or off, change their transmission speed, and so on
<b>Network topology</b>	Visual representation of your network, showing which devices are connected to which other devices
<b>DHCP</b>	Static and dynamic IP allocation, DHCP relay, DHCP server configuration, status, static leases: MAC with wildcards
<b>QoS / Smart Queue Management (SQM)</b>	Traffic priority queuing by source/destination, service, protocol or port, WMM, 802.11e
<b>DDNS</b>	Supported >25 service providers, others can be configured manually
<b>DNS over HTTPS</b>	DNS over HTTPS proxy enables secure DNS resolution by routing DNS queries over HTTPS
<b>Network backup</b>	VRRP, Wired options, each of which can be used as an automatic Failover
<b>Hotspot</b>	Captive portal (hotspot), internal/external Radius server, Radius MAC authentication, SMS authorisation, SSO authentication, internal/external landing page, walled garden, user scripts, URL parameters, user groups, individual user or group limitations, user management, 9 default customisable themes and optionality to upload and download customised hotspot themes
<b>SSHFS</b>	Possibility to mount remote file system via SSH protocol
<b>Traffic Management</b>	Real-time monitoring, wireless signal charts, traffic usage history

**Security**

<b>Authentication</b>	Pre-shared key, digital certificates, X.509 certificates, TACACS+, Internal & External RADIUS users authentication, IP & login attempts block, time-based login blocking, built-in random password generator
<b>Firewall</b>	Preconfigured firewall rules can be enabled via WebUI, unlimited firewall configuration via CLI, DMZ, NAT, NAT-T, NAT64
<b>Attack prevention</b>	DDOS prevention (SYN flood protection, SSH attack prevention, HTTP/HTTPS attack prevention), port scan prevention (SYN-FIN, SYN-RST, X-mas, NULL flags, FIN scan attacks)
<b>VLAN</b>	Port and tag-based VLAN separation
<b>Mobile quota control</b>	Mobile data limit, customizable period, start time, warning limit, phone number
<b>WEB filter</b>	Blacklist for blocking out unwanted websites, Whitelist for specifying allowed sites only
<b>Access control</b>	Flexible access control of SSH, Web interface, CLI and Telnet
<b>SSL certificate generation</b>	Let's Encrypt and SCEP certificate generation methods
<b>802.1x</b>	Port-based network access control server

## VPN

<b>OpenVPN</b>	Multiple clients and a server can run simultaneously, 27 encryption methods
<b>OpenVPN Encryption</b>	DES-CBC 64, RC2-CBC 128, DES-EDE-CBC 128, DES-EDE3-CBC 192, DESX-CBC 192, BF-CBC 128, RC2-40-CBC 40, CAST5-CBC 128, RC2-64-CBC 64, AES-128-CBC 128, AES-128-CFB 128, AES-128-CFB1 128, AES-128-CFB8 128, AES-128-OFB 128, AES-128-GCM 128, AES-192-CFB 192, AES-192-CFB1 192, AES-192-CFB8 192, AES-192-OFB 192, AES-192-CBC 192, AES-192-GCM 192, AES-256-GCM 256, AES-256-CFB 256, AES-256-CFB1 256, AES-256-CFB8 256, AES-256-OFB 256, AES-256-CBC 256
<b>IPsec</b>	XFRM, IKEv1, IKEv2, with 14 encryption methods for IPsec (3DES, DES, AES128, AES192, AES256, AES128GCM8, AES192GCM8, AES256GCM8, AES128GCM12, AES192GCM12, AES256GCM12, AES128GCM16, AES192GCM16, AES256GCM16)
<b>GRE</b>	GRE tunnel, GRE tunnel over IPsec support
<b>PPTP, L2TP</b>	Client/Server instances can run simultaneously, L2TPv3, L2TP over IPsec support
<b>Stunnel</b>	Proxy designed to add TLS encryption functionality to existing clients and servers without any changes in the program's code
<b>DMVPN</b>	Method of building scalable IPsec VPNs, Phase 2 and Phase 3 and Dual Hub support
<b>SSTP</b>	SSTP client instance support
<b>ZeroTier</b>	ZeroTier VPN client support
<b>WireGuard</b>	WireGuard VPN client and server support
<b>Tinc</b>	Tinc offers encryption, authentication and compression in it's tunnels. Client and server support.

## OPC UA

<b>Supported modes</b>	Client, Server
<b>Supported connection types</b>	TCP

## MODBUS

<b>Supported modes</b>	Server, Client
<b>Supported connection types</b>	TCP
<b>Custom registers</b>	MODBUS TCP custom register block requests, which read/write to a file inside the router, and can be used to extend MODBUS TCP Client functionality
<b>Supported data formats</b>	8-bit: INT, UINT; 16-bit: INT, UINT (MSB or LSB first); 32-bit: float, INT, UINT (ABCD (big-endian), DCBA (little-endian), CDAB, BADC), HEX, ASCII

**DATA TO SERVER**

<b>Protocol</b>	HTTP(S), MQTT, Azure MQTT
<b>Data to server</b>	Extract parameters from multiple sources and different protocols, and send them all to a single server; Custom LUA scripting, allowing scripts to utilize the router's Data to server feature

**MQTT Gateway**

<b>Modbus MQTT Gateway</b>	Allows sending commands and receiving data from MODBUS Server through MQTT broker
----------------------------	---

**DNP3**

<b>Supported modes</b>	Station, Outstation
<b>Supported connection</b>	TCP

**DLMS**

<b>DLMS Support</b>	DLMS - standard protocol for utility meter data exchange
<b>Supported modes</b>	Client
<b>Supported connection types</b>	TCP

<b>COSEM</b>	Allows to scan meter COSEM objects for automatic detection and configuration
--------------	--

**API**

<b>Teltonika Networks Web API (beta) support</b>	Expand your device's possibilities by using a set of configurable API endpoints to retrieve or change data. For more information, please refer to this documentation: <a href="https://developers.teltonika-networks.com">https://developers.teltonika-networks.com</a>
--	---

## Monitoring & Management

<b>WEB UI</b>	HTTP/HTTPS, status, configuration, FW update, CLI, troubleshoot, multiple event log servers, firmware update availability notifications, event log, system log, kernel log, Internet status
<b>FOTA</b>	Firmware update from server, automatic notification
<b>SSH</b>	SSH (v1, v2)
<b>Email</b>	Receive email message status alerts of various services
<b>SMS</b>	SMS status, SMS configuration, send/read SMS via HTTP POST/GET
<b>Call</b>	Reboot, Status, Mobile data on/off, Output on/off, answer/hang-up with a timer
<b>TR-069</b>	OpenACS, EasyCwmp, ACSLite, tGem, LibreACS, GenieACS, FreeACS, LibCWMP, Friendly tech, AVSystem
<b>MQTT</b>	MQTT Broker, MQTT publisher
<b>SNMP</b>	SNMP (v1, v2, v3), SNMP Trap, Brute force protection
<b>JSON-RPC</b>	Management API over HTTP/HTTPS
<b>RMS</b>	Teltonika Remote Management System (RMS)

## IoT Platforms

<b>ThingWorx</b>	Allows monitoring of: WAN Type, WAN IP, Mobile Operator Name, Mobile Signal Strength, Mobile Network Type
<b>Cumulocity - Cloud of Things</b>	Allows monitoring of: Device Model, Revision and Serial Number, WAN Type and IP, Mobile Cell ID, ICCID, IMEI, Connection Type, Operator, Signal Strength. Has reboot and firmware upgrade actions
<b>Azure IoT Hub</b>	Can be configured with Data to Server to send all the available parameters to the cloud. Has Direct method support which allows to execute RutOS API calls on the IoT Hub. Also has Plug and Play integration with Device Provisioning Service that allows zero-touch device provisioning to IoT Hubs
<b>AWS IoT Core</b>	Utility to interact with the AWS cloud platform. Jobs Support: Call the device's API using AWS Jobs functionality

## System Characteristics

<b>CPU</b>	Mediatek, 580 MHz, MIPS 24KEc
<b>RAM</b>	128 MB
<b>FLASH storage</b>	16 MB



**Firmware / Configuration**

<b>WEB UI</b>	Update FW from file, check FW on server, configuration profiles, configuration backup
<b>FOTA</b>	Update FW
<b>RMS</b>	Update FW/configuration for multiple devices at once
<b>Keep settings</b>	Update FW without losing current configuration
<b>Factory settings reset</b>	A full factory reset restores all system settings, including the IP address, PIN, and user data to the default manufacturer's configuration

**FIRMWARE CUSTOMISATION**

<b>Operating system</b>	RutOS (OpenWrt based Linux OS)
<b>Supported languages</b>	Busybox shell, Lua, C, C++, and Python, Java in Package manager
<b>Development tools</b>	SDK package with build environment provided
<b>GPL customization</b>	You can create your own custom, branded firmware and web page application by changing colours, logos, and other elements in our firmware to fit your or your clients' needs
<b>Package Manager</b>	The Package Manager is a service used to install additional software on the device

**Power**

<b>Connector</b>	RJ45 Socket
<b>Input voltage range</b>	42.5–57.0 VDC, reverse polarity protection, voltage surge/transient protection
<b>Input voltage range for PoE</b>	42.5–57.0 VDC, reverse polarity protection, voltage surge/transient protection
<b>Power consumption</b>	Idle: 2.5 W / Max: 6 W / PoE Max 21 W

**Physical Interfaces**

<b>Ethernet</b>	2 x RJ45 ports, 10/100 Mbps
<b>Status LEDs</b>	3 x Mobile connection type, 3 x Mobile connection strength, 4 x ETH status LEDs
<b>SIM</b>	2 x SIM slots (Mini SIM – 2FF), 1.8 V/3 V
<b>Power</b>	RJ45, PoE In, 42.5 – 57.0 VDC
<b>Antennas</b>	2 x Internal antennas
<b>Antennas specifications</b>	2 x 698 - 960 / 1710 - 2690MHz, 50 Ω, VSWR 3, gain 4.5 dBi, omnidirectional
<b>Reset</b>	Reboot/User default reset/Factory reset button

**Physical Specification**

Casing material	Plastic (PC+ASA)
Dimensions (W x H x D)	110 x 49.30 x 235 mm
Weight	315 g
Mounting options	Mounting bracket (for vertical flat surface or pole mounting)

**Operating Environment**

Operating temperature	-40 °C to 75 °C
Operating humidity	10% to 90% non-condensing
Ingress Protection Rating	IP55

**Regulatory & Type Approvals**

Regulatory	CE, UKCA, RCM, EAC, UCRF, FCC, IC, CB, WEEE, RoHS, REACH
------------	--

**EMC Emissions & Immunity**

Standards	EN 55032:2015 + A1:2020 + A1:2020 EN 55035:2017 + A1:2020 EN 61000-3-3:2013 + A1:2019 + A2:2021 EN IEC 61000-3-2:2019 + A1:2021 EN 301 489-1 V2.2.3 EN 301 489-52 V1.2.1
ESD	EN 61000-4-2:2009
Radiated Immunity	EN IEC 61000-4-3:2020
EFT	EN 61000-4-4:2012
Surge Immunity (AC Mains Power Port)	EN 61000-4-5:2014 + A1:2017
CS	EN 61000-4-6:2014
DIP	EN IEC 61000-4-11:2020

**RF**

Standards	EN 301 511 V12.5.1 EN 301 908-1 V15.2.1 EN 301 908-2 V13.1.1 EN 301 908-13 V13.2.1
-----------	---

**Safety**

---

**Standards**

CE: EN IEC 62368-1:2020 + A11:2020, EN IEC 62311:2020

CB: IEC 62368-1:2018

RCM: AS/NZS 62368.1:2022

**Environmental**


---

**Ingress Protect**


IP55 (IEC 60529:1989 + A1:1999 + A2:2013, EN 60529:1991 + A1:2000 + A2:2013)

ORDERING


STANDARD PACKAGE\*



OTD140 ROUTER



ROUTER HOLDER



QSG (QUICK START GUIDE)

- OTD140 Router
- Router Holder
- QSG (Quick Start Guide)
- Packaging Box

\* Standard package contents are different for provided standard order codes.

For more information on all available packaging options – please [contact us](#) directly.

CLASSIFICATION CODES

HS Code: 851762

HTS: 8517.62.00

AVAILABLE VERSIONS

OTD140 0***** Australia, Europe <sup>1</sup> , Asia-Pacific	<b>4G (LTE-FDD):</b> B1, B3, B5, B7, B8, B20, B28 <b>4G (LTE-TDD):</b> B38, B40, B41 <b>3G:</b> B1, B5, B8 <b>2G:</b> B3, B8	OTD140 000000 / Standard Package
--	---	----------------------------------

1 - Regional availability - excluding Russia & Belarus

OTD140 SPATIAL MEASUREMENTS

**PHYSICAL SPECIFICATION**


**Device housing (W x H x D)\*** 110 x 49.30 x 235 mm

**Box (W x H x D):** 110 x 51 x 235 mm

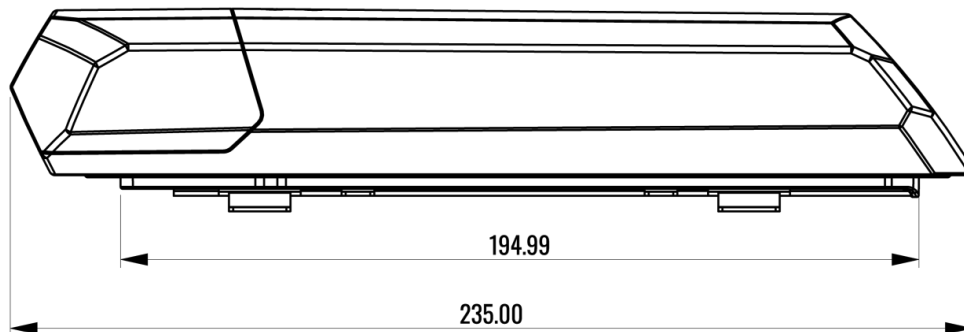
\*Housing measurements are presented without antenna connectors and screws; for measurements of other device elements look to the sections below.

**TOP VIEW**

The figure below depicts the measurements of device and its components as seen from the top:

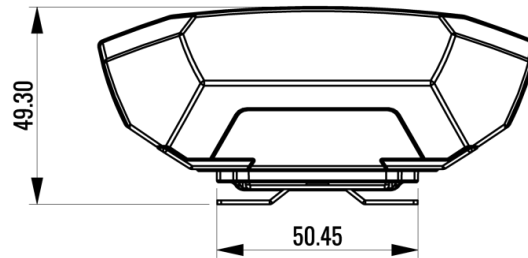

**RIGHT VIEW**

The figure below depicts the measurements of device and its components as seen from the right side:



### FRONT VIEW

The figure below depicts the measurements of device and its components as seen from the front panel side:



### MOUNTING SPACE REQUIREMENTS

The figure below depicts an approximation of the device's dimensions when cables and antennas are attached:

