

WorkForce Pro WF-3820DWF



Expand your potential with this A4 multifunction inkjet. It offers high-quality, low-cost-printing and flexible wireless solutions.

Think big with this high-quality multifunction printer with double-sided printing and single scanning and fax all up to A4. You'll stride through tasks with print speeds of up to 21ppm¹ in black and a 35 page A4 automatic document feeder (ADF). And that's not forgetting its cost-effective inks and flexible wireless connectivity solutions such as Scan-to-cloud².

Professional A4 printing

This A4 multifunction printer will meet the needs of even the most demanding home office and small office users. It offers double-sided (duplex) printing and single scanning, copying and faxing all up to A4, plus its automatic document feeder can process up to 35 A4 pages. Furthermore, its PrecisionCore printhead produces high-quality, laser-like prints.

Enhance your productivity

This efficient, reliable and fast model offers A4 double-sided printing and print speeds of 21ppm in black and 10ppm in colour¹. It's also simple to operate directly thanks to its intuitive user interface and 6.8cm touchscreen.

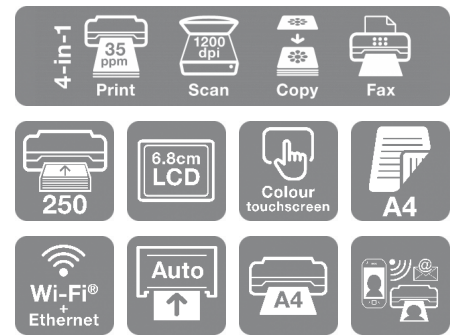
Minimise your outgoings

Dramatically reduce your costs; this printer is compatible with individual inks which are 50% more efficient compared to tri-colour cartridges³. Giving great value for money, cartridges are available in standard and XL, with the highest yield delivering up to 1,100 pages.

Flexible wireless solutions

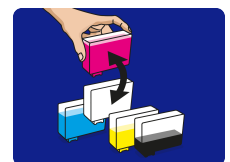
Print from anywhere in the office with Wi-Fi connectivity or use Wi-Fi Direct to print from compatible wireless devices without a Wi-Fi network. Epson's free mobile printing apps and solutions provide further versatility; Email Print allows you to send items to print from almost anywhere in the world². And with Scan-to-Cloud, you can enjoy the benefits of collaborative working².

DATASHEET / BROCHURE



KEY FEATURES

- **High-quality A4 multifunction**
Double-sided print and single-sided scan, copy and fax - all up to A4
- **Fast business-quality printing**
21ppm in black and 10ppm in colour¹
- **Cost-effective inks**
Individual inks are 50% more efficient compared to tri-colour cartridges³
- **Wireless solutions**
Ethernet, Wi-Fi, Wi-Fi Direct and Scan-to-Cloud²
- **Epson's free mobile printing apps**
Freedom to print and scan from almost anywhere²



PRODUCT SPECIFICATIONS

TECHNOLOGY

Printing Method	PrecisionCore™ Print Head
Minimum Droplet Size	3,8 pl
Ink Technology	DURABrite™ Ultra

PRINT

Printing Speed ISO/IEC 24734	21 pages/min Monochrome, 10 pages/min Colour
Duplex Printing Speed ISO/IEC 24734	12 A4 Pages/min Monochrome, 7 A4 Pages/min Colour
Maximum Printing Speed	35 pages/min Monochrome (plain paper 75 g/m ²), 21 pages/min Colour (plain paper 75 g/m ²)
Printing Resolution	4.800 x 2.400 DPI
Printing Volume	26.000 pages per month
	The maximum number of printed pages per month based on the performance capabilities of the printer, including ISO rated print speeds and paper handling capabilities.
Recommended Duty Cycle	200 - 1.000 pages per month
Colours	Black [Pigment], Cyan [Pigment], Yellow [Pigment], Magenta [Pigment]

For detailed information on printing speeds please visit <http://www.epson.eu/testing>.

SCAN

Optical Resolution	1.200 DPI x 2.400 DPI (Horizontal x Vertical)
Output formats	BMP, JPEG, TIFF, multi-TIFF, PDF, PNG
Scanner type	Contact image sensor (CIS)

FAX

Fax speed dials (max)	100 names and numbers
Page memory	Up to 180 pages (ITU-T No.1 chart)
Fax Functions	PC Fax, Address Book, Delay Send, Broadcast Fax

PAPER / MEDIA HANDLING

Paper Formats	A4 (21.0x29.7 cm), A5 (14.8x21.0 cm), A6 (10.5x14.8 cm), B5, C6 (Envelope), DL (Envelope), No. 10 (Envelope), Letter Legal
Automatic Document Feed	35 pages
Duplex	Yes (A4, plain paper)
Paper Tray Capacity	250 Sheets Maximum
Number of paper trays	1

CONNECTIVITY

Interfaces	Hi-Speed USB - compatible with USB 2.0 specification, Ethernet interface (100 Base-TX / 10 Base-T), Wireless LAN IEEE 802.11 a/b/g/n, Wi-Fi Direct, USB host
WLAN Security	WEP 64 Bit, WEP 128 Bit, WPA PSK (TKIP)

GENERAL

Energy Use	17 Watt (standalone copying, ISO/IEC 24712 pattern), 1,2 Watt (sleep mode), 6,2 Watt (Ready), 0,2 Watt (Power off), TEC 0,17 kWh/week
Product dimensions	425 x 378 x 249 mm (Width x Depth x Height)
Product weight	8,8 kg

OTHER

Warranty	12 months Carry in Optional warranty extension available
----------	---

LOGISTICS INFORMATION

SKU	C11CJ07403
EAN code	8715946679785
Country of Origin	Indonesia
Layer	2 Units

Epson Deutschland GmbH
Schießstraße 49
D-40549 Düsseldorf
Info-Line: 02159 92 79 500
Telefax: +49 (0) 211 54229-001
www.epson.de

Epson in Österreich
Info-Line: 01 253 49 78 333
www.epson.at
Epson in der Schweiz
Info-Line: 022 592 7923
www.epson.ch

Alle Marken und eingetragenen Warenzeichen sind das Eigentum der Seiko Epson Corporation oder der jeweiligen Rechteinhaber.
Diese Produktinformationen können ohne vorherige Ankündigung geändert werden.

WorkForce Pro WF-3820DWF


WHAT'S IN THE BOX

- Individual Ink Cartridges
- Main unit
- Power cable
- Quick Start Guide
- Warranty document
- Driver and utilities (CD)

INK CARTRIDGE COMPATIBILITY



INK YIELD DATA

	Suitcase 405	Suitcase 405XL
●	350 pages*	1.100 pages*
● ● ●	300 pages*	1.100 pages*

* Approx. page yield based on ISO/IEC 24711/24712 or ISO/IEC 29102/29103. Actual yield will vary depending on images printed and usage conditions. For more information visit <http://www.epson.eu/pageyield>

1. Determined in accordance with ISO/IEC 24734 showing the average of ESAT from the Office Category Test for default A4 simplex. For more information, please visit www.epson.eu/testing
2. Epson iPrint requires a wireless connection and the Epson printing app. Epson Email print, Epson Remote Print Driver and Epson Scan-to-Cloud require an internet connection. For more information, supported languages and devices, please visit www.epsonconnect.eu
3. Based on testing carried out by BLI in July 2019, compared to equivalent competitor (HP and Canon) printer models, using tri-colour cartridges, according to the manufacturers' websites, July 2018. Weighting for Document and Photo printing applied based on TNS 'Printing Usage & Attitudes Study', June 2013.
4. Approx. page yield based on ISO/IEC 24711/24712. Actual yield will vary depending on images printed and usage conditions. For more information visit www.epson.eu/pageyield
- 5.
6. WARNING: when printing on glossy photo paper ink drying time will be considerably extended. Drying times depends also on humidity, temperature and other conditions. Do not touch the printed side until ink is completely dry. Moisture and oils from your skin can also affect print quality. Even after dry, avoid rubbing or scratching the surface of the printed paper. For Photo printing, Matte Photo paper is recommended

EPSON®