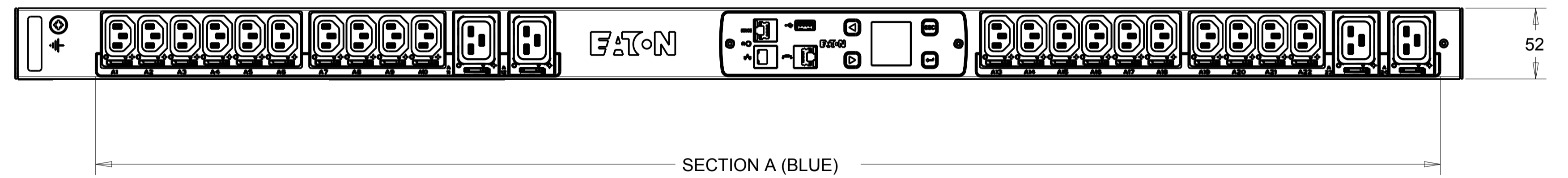
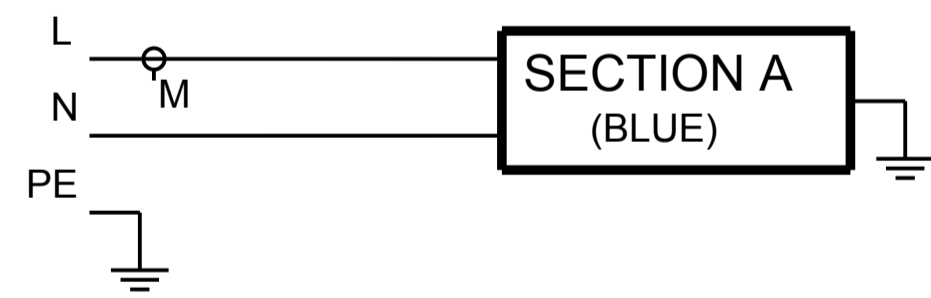


CABLE LENGTH SHOWN NOT TO SCALE

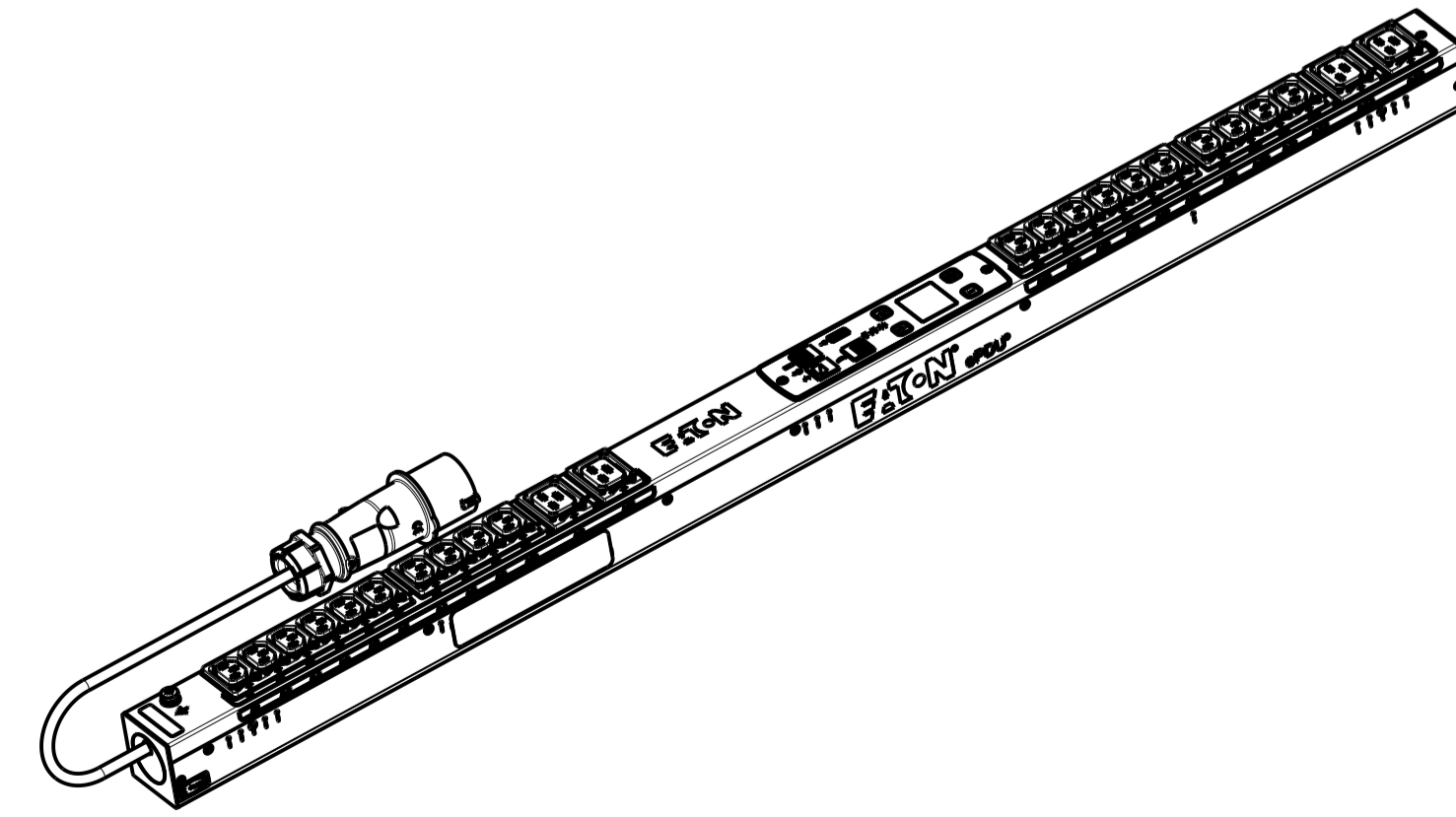


CIRCUIT SCHEMATIC



EMIB04 G3 METERED INPUT

FUNCTIONALITY	INPUT	OUTPUT	ENVIRONMENTAL
CURRENT POWER AND ENERGY METERING FOR INPUT AND BRANCH	IEC 60309-2 16A 230V~ W+N+PE 1.5MM HO5 POWER CORD CABLE LENGTH: 3.0 M	(20) IEC 60320 C13 GRIP (4) IEC 60320 C19 GRIP	0 TO 60° C
MECHANICAL	INPUT RATING	OUTPUT RATING	CERTIFICATIONS
LENGTH: 1070MM WIDTH: 52 MM DEPTH: 53MM ALUMINIUM CHASSIS, BLACK MNT PATTERN SK-23919-Y1	1Ø; 200-240V~;W+N+PE 50/60HZ 16A	200-240V~;50/60HZ 10A PER C13;16A PER C19 16A MAX TOTAL	CE, CB
CIRCUIT BREAKERS	FILTER AND SPIKE/SURGE	ACCESSORIES	CONFIGURATION
NONE	NONE	STANDARD KSP015 - VERT INSTALLATION AND NETWORK PACK OPTIONAL EMP001 - ENVIRONMENTAL PROBE	EMI3CE7FABH75AM



PICTORIAL VIEW
SCALE 0.200

01 REVISED TO FIX GRAPHICS.		21.05.2014	G.McD.	M.B.
REV. MODIFICATION		DATE	DESIGNER	VERIF.
EATON		HEINEMANN PRODUCTS		VUE/VIEW 1ST ANGLE 4/10 EMIB04
CH-1345 LE LIEU SWITZERLAND		DESIGNEE / DRAWN THE PAR / BY		19.02.2014
TOLERANCE GENERALE / GENERAL TOLERANCE ± 0.1 ± 0.5°		VERIFIE PAR / VERIFIED BY		M.B.
TRAITEMENT / FINISH NA		NIVEAU DU CERTIFICAT DE SOUMISSION REQUIS / SAMPLES APPROVAL PROCESS REPORT X		DIMENSIONS AND TOLERANCES IN MILLIMETERS
MATIERE / MATERIAL NA		DESIGNATION EPDU MI 0U (309 16A 1P)20XC13:4XC19		SK-29719-Y1 01
COTES A CONTROLER INSPECTION DIMENSIONS XX.XX		COTES FONCTIONNELLES FUNCTIONAL DIMENSIONS # XX.XX		NUMERO DU PLAN PLAN NUMBER
Ce document est propriété de Eaton Industries Manufacturing GmbH. Duplication interdite sans autorisation. This document is Eaton Industries Manufacturing GmbH property. Duplication forbidden without authorization.				