

### Overview

#### Aruba Instant On AP15 Indoor Access Points

Designed for small business deployments with high-traffic and increased performance demands like hi-tech start-ups, animation and design firms and co-working spaces.

Small businesses are facing a number of challenges due to new and emerging technology, making it pretty overwhelming to keep up. Mobile devices and cloud-based applications such as Microsoft Office 365 are changing the way you engage with customers, suppliers and staff. Since it's tough enough to set up a new payroll system or choose the most effective point of sale system - we believe choosing the best Wi-Fi solution for your business should be simple.

Whether you own a design firm or a tech start up, your employees and customers are relying on the network for almost everything they do. And because Wi-Fi plays such a crucial role today, you need a purpose-built solution that keeps your business on the go. Aruba Instant On Access Points (APs) are easy to deploy and manage—with a quality look and feel at an attractive price point.



Aruba Instant On AP15 Indoor Access Points

#### Models

Aruba Instant On AP15 (US) 4x4 11ac Wave2 Indoor Access Point	R2X05A
Aruba Instant On AP15 (RW) 4x4 11ac Wave2 Indoor Access Point	R2X06A
Aruba Instant On AP15 (EG) 4x4 11ac Wave2 Indoor Access Point	R2X07A
Aruba Instant On AP15 (IL) 4x4 11ac Wave2 Indoor Access Point	R2X08A
Aruba Instant On AP15 (JP) 4x4 11ac Wave2 Indoor Access Point	R2X09A

## Overview

### Key Features

- Smart Mesh technology
  - 802.11ac Wave 2 4X4:4 MU-MIMO radios
  - Remote management and monitoring capability
  - Separate guest and employee Wi-Fi network
  - Mobile app in multiple languages and cloud portal
  - Easy client/device blocking
  - Built-in DHCP/NAT support
  - App bandwidth limiting per network/user session
- 

### In the box

- 1 x Aruba Instant On AP15 Indoor Access Point
  - 1 x Aruba Instant On AP15 Quick Start guide
  - 1 x ceiling rail mount clip
  - 1 x solid surface mount clip
- 



## Standard Features

### Product highlights

#### Simplicity at its best

- Wi-Fi that works right out of box
- Easy-to-use mobile app for deployment and upkeep.

#### Security you can count on

- Wi-Fi that keeps business and visitor traffic separate
- Latest WPA2/WPA3 authentication for secure network access

#### We've got you covered

- Industry leading warranty and support
  - Super-fast performance for video, voice and conferencing tools
- 

### Antennas

Integrated down-tilt omni-directional antennas with maximum individual antenna gain of 3.6dBi in 2.4GHz and 6.0dBi in 5GHz

---

### Mounting

The access point ships with a (black) mount clip to attach to suspended ceiling rails, and a (white) mount clip to attach to solid surfaces (wall/ceiling)

---

### Warranty and Support

Aruba Instant On 2-Year warranty with 24X7 phone support for first 90 days and chat support for the entire warranty period. Community support as long as you own the products..

Should you require longer support, please purchase a Foundation Care contract for your APs. The SKUs are HK1Y0E (3 years) and H30GZE (5 years).

---



## Configuration Information

### Build To Order:

BTO is a standalone unit with no integration. BTO products ship standalone are not part of a CTO or Rack-Shippable solution.

### BTO Base Models

Rule #	Description	SKU
	Aruba Instant On AP15 (US) 4x4 11ac Wave2 Indoor Access Point	R2X05A
	Aruba Instant On AP15 (RW) 4x4 11ac Wave2 Indoor Access Point	R2X06A
	Aruba Instant On AP15 (EG) 4x4 11ac Wave2 Indoor Access Point	R2X07A
	Aruba Instant On AP15 (IL) 4x4 11ac Wave2 Indoor Access Point	R2X08A
	Aruba Instant On AP15 (JP) 4x4 11ac Wave2 Indoor Access Point	R2X09A

**Remark:** [OCA Only Model Selection Form – Aruba > Instant On > Wireless Access Points: AP15](#)

### Power Options

Remarks	Description	SKU
	For AP15 Std (Min 0 // max 99) User Selection (min 0 // max 99)	
	Aruba Instant On 802.3af 15.4W POE Midspan Injector	R8W31A
	Aruba Instant On 12V/48W PSU Power Adaptor	R3X85A

**Notes:**

- If this Power Supply is selected, bring in (Min 1 // Max 1) Localized power cord based on the Aruba Localization Menu.
- Most devices are PoE powered from switch so these are optional.

### Spares

Remarks	Description	SKU
	<b>Mount Kits</b>	
	For AP11 Std (Min 0 // max 99) User Selection (min 0 // max 99)	
	AP-220-MNT-C1 2x Ceiling Grid Rail Adapter for Basic Flat Rails Mount Kit	JW044A
	AP-220-MNT-W1W Flat Surface Wall/Ceiling White AP Basic Flat Surface Mount Kit	JW047A

**Notes:** [AP15 Unit ships with two mounting brackets, one for the ceiling mount and one for the wall mount](#)



## Technical Specifications

### Radios

- Dual radio for simultaneous dual-band operation
- 5 GHz 802.11ac 4x4 MIMO for up to 1,733 Mbps wireless data rate, with Multi User MIMO support (Wi-Fi 5)
- 2.4 GHz 802.11n 2x2 MIMO for up to 300 Mbps wireless data rate (Wi-Fi 4)

---

### Interfaces

- 1 x Uplink Gigabit Ethernet port, with POE-in support (802.3af)
- 1 x DC power connector (12V)
- 1 x Bluetooth Low Energy (BLE) radio
- 2 x LED status indicators
- 1 x Reset/LED control button
- 1 x Kensington security slot
- 1 x Ethernet cable

---

### Physical characteristics

- **Dimensions:** 41 x 183 x 183 mm (1.6 x 7.2 x 7.2 in), H x W x D
- **Weight:** 674 g (1.5 lb)

---

### Power

- Power over Ethernet (POE): 802.3af (class 3)
- DC power (12V)

**Notes:** Power sources are sold separately

---

### Environmental and reliability

- **Operating temperature:** 0° C to +50° C (+32° F to +122° F)
- **Humidity:** 5% to 93% non-condensing
- **MTBF:** 916khrs (105yrs) at +25° C

---

### Management

- Instant On mobile application (Android and iOS)
- Cloud Portal: [Portal.ArubaInstantOn.com](https://portal.arubainstanton.com)

---

### Industry certifications

- UL 2043 plenum rating
  - EN 60601-1-1 and EN 60601-1-2 (for deployment in medical environments)
  - Wi-Fi Alliance certified (WFA) 802.11ac with Wave 2 (Wi-Fi 5), WPA2, WPA3, Enhanced Open (OWE).
- 




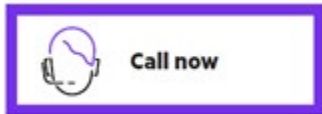
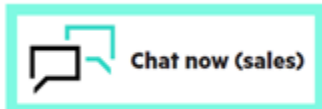
## Summary of Changes

Date	Version History	Action	Description of Change
07-Nov-2022	Version 5	Changed	Configuration Informaiton section was updated.
07-Sep-2021	Version 4	Changed	Standarad Features and Configuration Information sections were updated.
14-Jun-2021	Version 3	Changed	Standard Features section was updated.
04-Nov-2019	Version 2	Changed	Overview, Standard Features and Configuration Information sections were updated
01-Jul-2019	Version 1	New	New QuickSpecs



## Copyright

Make the right purchase decision.  
Contact our presales specialists.



© Copyright 2022 Hewlett Packard Enterprise Development LP. The information contained herein is subject to change without notice. The only warranties for Hewlett Packard Enterprise products and services are set forth in the express warranty statements accompanying such products and services. Nothing herein should be construed as constituting an additional warranty. Hewlett Packard Enterprise shall not be liable for technical or editorial errors or omissions contained herein.

sFlow is a registered trademark of InMon Corp. All other third-party trademark(s) is/are property of their respective owner(s).

To learn more, visit: <http://www.hpe.com/networking>

a00062173enw - 16417 - Worldwide - V5 - 07-November-2022