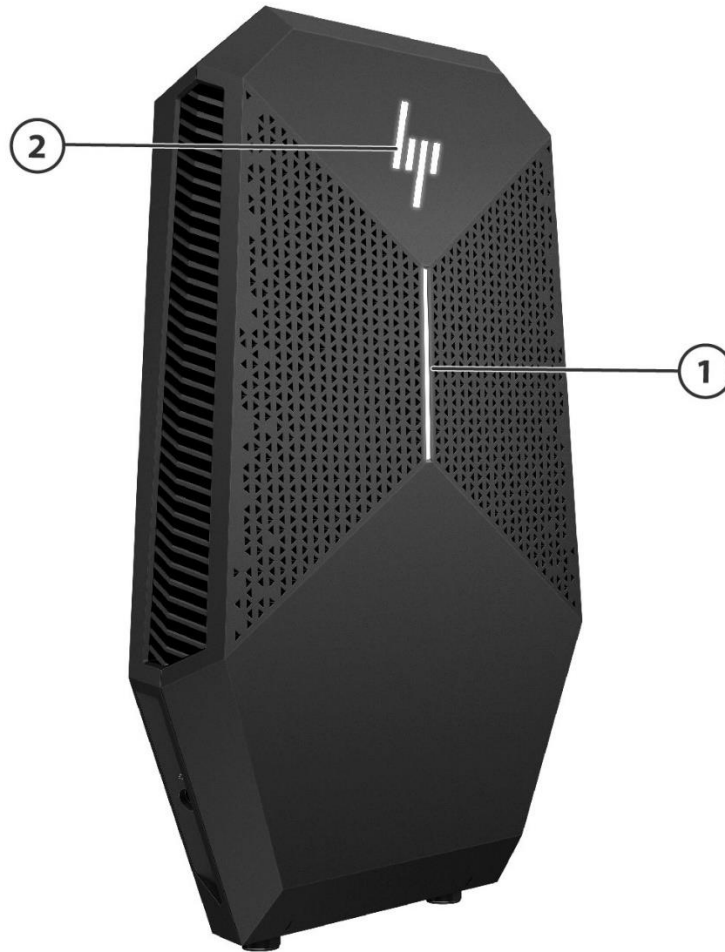


### Overview


### HP VR Backpack G2

#### Front View



- 1. Programmable LED Bar
- 2. LED HP logo

### Overview



**Top View**

1. HTC Vive™ HMD power port
2. (2) USB 3.0 Type A
3. (2) Mini DisplayPort™ 1.4
4. (1) USB Type-C™, Thunderbolt™



**Bottom View**

5. Audio jack
6. Power Button
7. Dock Connector
8. Dock Guide Posts
9. External Battery power ports

**NOTE:** HTC Vive™ HMD power port on the HP VR Backpack G2 only accepts the power connector that exists on the HTC Vive Combo cable accessory provided with the HP VR Backpack G2 solution. The HTC Vive long (5m) HMD cable cannot be used without the HTC Vive Link box that come with the HTC Vive product.

### Overview



**Right side view**

1. Power Button
2. (2) USB 3.0 Type A
3. (1) RJ-45 LAN port



**Left side view**

4. DC in port

### Overview

#### At A Glance

- Windows 10 Pro edition
- Full performance industrial design, in a wearable form factor using a backpack harness solution. Reinforced chassis, top cover frame features customizable system health RGB LED indicator.
- Docking station solution to convert the HP VR Backpack G2 from backpack to desktop use modes.
- VR Ready NVIDIA® GeForce® discrete graphics: NVIDIA® GeForce® RTX2080 with 8GB GDDR6 memory.
- ISV certified to provide fast and reliable performance with workstation applications, including manipulation of 3D textures.
- 8<sup>th</sup> generation Intel® Core™ i7 with vPro™ technology (vPro™ optional).
- Two SODIMMs, for system memory up to 32 GB.
- Supports multi-display, including up to four (4) displays, 2 direct from the HP VR Compact Workstation and additional 2 via docking solution.
- One (1) Thunderbolt™ 3 port (supporting DisplayPort™ 1.2, USB 3.1, PCIe Gen 3 devices) on the new USB-C™ connector, for high speed data/video/audio transfer support.
- DTS Headphone:X® audio optimized for high fidelity audio with immersive surround sound with deep, rich bass and crystal clear dialog without distortion at high volume
- Internal battery to support wearable harness use mode with hot swap external batteries:
- RJ45 LAN on PC
- Wireless connectivity options included:
  - Intel® Dual Band Wireless-M.2/PCIe AC 9260 802.11 AC (2x2) WiFi and Bluetooth® 5 combo adaptor (vPro) or
  - Realtek RTL8822BE-CG PCIe 802.11 AC/abgn WLAN with Bluetooth® 4.2 combo adaptor
- Dedicated storage slot: (1) M.2
- Designed to pass military standard Mil-Std-810G testing. MIL STD 810G testing is pending and is not intended to demonstrate fitness for U.S. Department of Defense contract requirements or for military use. Test results are not a guarantee of future performance under these test conditions. Damage under the MIL STD test conditions or any accidental damage requires an optional HP Accidental Damage Protection Care Pack.
- Low halogen
- Depending on configuration ordered, the HP VR Backpack G2 may include the following items:
  - HP VR Backpack G2
  - HP VR Backpack Dock
  - HP 330W Smart AC Adapter
  - HP VR Backpack G2 Harness
  - 2x HP VR Backpack External Battery
  - HP VR Backpack External Battery Charger
  - HP 180W Smart AC Adapter
  - Dock to Battery Charger cable

**NOTE: HTC VIVE Business Edition VR System headset sold separately.**

**NOTE: See important legal disclosures for all listed specs in their respective features sections.**

### Overview

**Form Factor**

Small Form Factor, wearable PC

**Operating Systems**

Preinstalled:

- Windows 10 Pro 64<sup>1</sup>

**Notes:**

1. Not all features are available in all editions or versions of Windows. Systems may require upgraded and/or separately purchased hardware, drivers, software or BIOS update to take full advantage of Windows functionality. Windows 10 is automatically updated, which is always enabled. ISP fees may apply and additional requirements may apply over time for updates. See <http://www.windows.com>
  2. In accordance with Microsoft's support policy, HP does not support the Windows® 8 or Windows® 7 operating system on products configured with Intel and AMD 7<sup>th</sup> generation and forward processors or provide any Windows® 8 or Windows® 7 drivers on <http://www.support.hp.com>.
-

### Overview

### Processors\*

Name	Cores	Clock Speed (GHz)	Intel® Turbo Boost Technology <sup>1</sup>	Cache (MB)	Memory Speed (MT/s)	Hyper-Threading	Integrated Graphics	Featuring Intel® vPro™ Technology	TDP (W)
<b>HP VR Backpack G2 Performance base unit</b>									
Intel® Core™ i7 processor 8850H	6	2.6 GHz	4.3 GHz	9 MB	2666 (DDR4)	Yes	N/A <sup>2</sup>	Yes	45W

1. The specifications shown in this column represent the maximum turbo frequency with one core active. Turbo boost stepping occurs in 100MHz increments. Processors that do not have turbo functionality are denoted as N/A.  
 2. Integrated Graphics is NOT enabled in the HP VR Backpack G2. All graphics for the platform is provided by the NVIDIA® GeForce® RTX2080 GPU.

#### NOTES:

\* Multicore is designed to improve performance of certain software products. Not all customers or software applications will necessarily benefit from use of this technology. Performance and clock frequency will vary depending on application workload and your hardware and software configurations. Intel's numbering is not a measurement of higher performance.

#### INTEL® Core™ i7 with vPro™

Intel® Core™ i7 with vPro™ technology is a selectable feature that is available on units configured with select processors, a qualified Intel® Centrino® WLAN module and a preinstalled Windows® operating system. It provides advances in remote manageability, security, energy efficient performance, and wireless connectivity. Intel® Active Management Technology (iAMT) offers built-in manageability and proactive security for networked mobile workstations, even when they are powered off\* or when the operating system is inoperable. It can help identify threats before they reach the network, isolate infected systems, and update regardless of their power state.

\*Requires a Windows operating system, network hardware and software, connection with a power source, and a direct (non-VPN) corporate network connection which is either cable or wireless LAN.

**NOTE:** Some functionality of Intel® Core™ i7 with vPro™ such as Intel® Active Management technology and Intel® Virtualization technology, requires additional third- party software in order to run. Availability of future "virtual appliances" applications for Intel® Core™ i7 with vPro™ technology is dependent on third- party software providers. Compatibility with future "virtual appliances" is yet to be determined.

### Graphics

- Video Outputs:** Mini DisplayPort™ 1.4  
USB-C Thunderbolt™ 3 enabled with DisplayPort™ 1.2  
DisplayPort™ 1.2 on HP Z VR Backpack Dock
- Intel Integrated:** Integrated Graphics is NOT enabled in the HP VR Backpack. Discrete graphics is the only available graphics.
- Discrete:** NVIDIA® GeForce® RTX2080 with 8GB dedicated GDDR6

**NOTE:** NVIDIA® GEFORCE® mobile graphics support up to four independent displays when used with an HP Z VR Backpack Dock (included with the HP VR Backpack G2) Connecting a Virtual Reality HMD will take one or more of the display connections depending on the HMD requirements, thus reducing the number of simultaneous external displays connected accordingly.

NVIDIA® GC6 Technology is supported allowing S0 state power usage optimization.

### Overview

#### DisplayPort™ 1.2 protocol features supported on Thunderbolt™ 3 ports:

- Legacy displays (HDMI, DVI, VGA) may be attached to Thunderbolt™ port with the use of a certified dongle.
- DisplayPort™ monitors capable of supporting DisplayPort™ 1.2 may be directly attached to the Thunderbolt™ port to achieve HBR2 with the use a dongle.
- Thunderbolt™ 3 enabled monitors may be directly attached to the Thunderbolt port to achieve HBR2 and MST.
- DisplayPort™1.2 MST feature ("daisy-chain" feature) is supported through Thunderbolt™ 3 port on Thunderbolt™ 3 enabled devices or DisplayPort™1.2 monitors (requires monitor with DisplayPort™ 1.2 MST capability) with the use of a dongle.
- Up to 2 streams (eight lanes) of DisplayPort™ 1.2 are supported over a single Thunderbolt™ 3 port. Up to (2) 4K displays 24/30-bit color depth at 60 Hz or (1) 5K display supported over a single Thunderbolt™ 3 port. (Requires Intel® certified Thunderbolt™ cable).

DisplayPort™ 1.2 w/MST (Multi-stream Transport): Supports resolutions up to Full 4K, 24/30-bit color depth at 60 Hz, and WUXGA (1920 x1200) monitors, 24/30-bit color depth at 120 Hz.

**NOTE:** Thunderbolt™ 3 is superset port supporting DisplayPort™ 1.2, USB 3.1 Gen 2, and PCIe Gen 3 devices over the new USB-C™ connector. Install all the latest drivers for your Thunderbolt™ device before connecting the device to the Thunderbolt™ port. Thunderbolt™ cable and Thunderbolt™ device (sold separately) must be compatible with Windows. To determine whether your device is Thunderbolt™ Certified for Windows, see <https://Thunderbolttechnology.net/products>

### Other System Specs

<b>Color</b>	Black
<b>Convertibility</b>	The HP VR Backpack G2 can either be mounted on the backpack harness as a wearable PC for VR usage, placed in its docking station on the desktop, or mounted to a compatible Z display on the desktop <b>NOTE:</b> Mounting accessory sold separately
<b>Expansion Slots</b>	1 80mm M.2 slot (PCIe Gen3 x4) 1 30mm M.2 slot (PCIe Gen3 x1)*  * For WLAN/BT M.2 module only
<b>Expansion Bays</b>	None
<b>Top I/O</b>	Power button, 2 USB 3.0 ports, 2 Mini Display Port™ 1.4, 1 USB Type C™ (Thunderbolt™), 1 audio combo jack, 1 DC power output (for HTC Vive™ HMD, the HP HMD Combo cable provided must be used)
<b>Side I/O</b>	2 USB 3.0 ports, 330W AC Adapter DC In port RJ-45 LAN port
<b>Bottom I/O</b>	Docking connector, 2 Battery DC In ports
<b>Chassis Dimensions (H x W x D)</b>	Standard desktop orientation: 333.5 x 236.4 x 60.9 mm

### Overview

<b>Weight</b>	<p>Exact weights depend upon configuration;</p> <p>Minimum Weight: 2.5 kg (PC) Typical Weight: 2.5 kg (PC) Maximum Weight: 4.665 kg* (when used as a wearable PC backpack with the Z VR Backpack harness and external batteries)</p> <p>Max Supported Weight (as used in backpack mode): 4.665 kg* (2501 g (PC) + 941 g (battery x2) + 1223 g (Backpack)= 4665 g)</p> <p>* When used as a wearable PC backpack with the Z VR Backpack harness and external batteries. Excludes any VR or AR head mounted display used with the HP VR Compact Workstation.</p>
<b>Temperature</b>	<p>Operating: 40° to 95°F (5° to 35°C) Non-operating: -4° to 140°F (-20° to 60°C)</p> <p><b>NOTE:</b> De-rate the maximum operating temperature by one degree C (1.8 degrees F) for every 305m (1,000 ft) altitude over 1,524m (5,000 ft).</p>
<b>Humidity</b>	<p>Operating: 8% to 85% Non-operating: 8% to 90%</p>
<b>Maximum Altitude (non-pressurized)</b>	<p>Operating: 2,286 m (7,500 ft) Non-operating: 9,100 m (30,000 ft).</p>
<b>Power Supply</b>	<p>330W 92.6% Efficiency at 115Vac</p>
<b>Chipset</b>	<p>Intel® QM370 chipset</p>
<b>Memory</b>	<p>2 SODIMM slots, supporting up to 32GB non-ECC, DDR4 2666 MT/s</p>
<b>Workstation ISV Certifications</b>	<p>See the latest list of certifications at <a href="http://www.hp.com/united-states/campaigns/workstations/partnerships.html">http://www.hp.com/united-states/campaigns/workstations/partnerships.html</a></p>



### Supported Components

#### Processors

	Factory Configured	Option Kit
<b>8th generation Intel® Core™ processor family</b>		
Intel® Core™ i7-8850H 2.6/4.3 9M 6C CPU	Y	N

#### Monitors / Displays

HP DreamColor Z24x Professional Display  
 HP DreamColor Z27x Professional Display  
 HP Z34c Curved Display  
 HP Z22n Narrow Bezel IPS Display  
 HP Z23n Narrow Bezel IPS Display  
 HP Z24n Narrow Bezel IPS Display  
 HP Z24nf Narrow Bezel IPS Display  
 HP Z24nq Narrow Bezel IPS Display  
 HP Z24s IPS UHD 4K Display  
 HP Z25n Narrow Bezel IPS Display  
 HP Z27n Narrow Bezel IPS Display  
 HP Z27n Narrow Bezel IPS Display

**NOTE:** Monitors purchased separately.

#### Notes

#### HP VR Backpack G2 Accessories

	Factory Configured*	Option Kit	Option Kit Part Number
HP VR Backpack G2 Harness <sup>1</sup>	Y	Y	TBD
HP Z VR Backpack Battery Pack <sup>2</sup>	Y	Y	2HY48AA
HP Z VR Backpack Battery Charger <sup>3</sup>	Y	Y	2HY51AA
HP Z VR Backpack G1 Dock <sup>4</sup>	Y	Y	2LM71AA
HP Z VR Backpack HTC Vive Cables <sup>5</sup>	Y	Y	2HY49AA
HP 330W Smart AC Power Adapter <sup>6</sup>	Y	Y	2YD04AA

### Supported Components

PCIe SSDs	M.2 PCIe SSDs for HP Workstations	Factory Configured	Option Kit	Option Kit Part Number
	256GB TLC	Y	N	
	512GB TLC	Y	N	
	1TB TLC	Y	N	

\*\* Choice of one installed in native M.2 slot on HP VR Backpack G2 motherboard

**NOTE:** For storage drives, GB = 1 billion bytes. TB = 1 trillion bytes. Actual formatted capacity is less. Up to 36GB (for Windows 10) of system disk is reserved for system recovery software.

Graphics		Factory Configured	Option Kit	Option Kit Part Number	Supported # of cards
Discrete Graphics	NVIDIA® GeForce® RTX2080 8GB Graphics	Y	N		1

**NOTE:** No CPU Integrated Graphics available. Only Discrete Graphics enabled.

### Supported Components

#### Memory

##### DDR4-2666 non-ECC Unbuffered SODIMMs

HP 16GB (2x8GB) DDR4-2666 RAM

HP 32GB (2x16GB) DDR4-2666 RAM

**NOTE:** Two channels of DDR4 memory are supported. To realize full performance at least one DIMM must be inserted into each channel.

The CPUs determine the speed at which the memory is clocked. A 2666 MT/s CPU can support memory speed maximum rates of 2666 MT/s. To achieve maximum memory speed, 2666 MT/s memory must be used.

**NOTE:** Only unbuffered DDR4 SODIMMs are supported.

#### Multimedia and Audio Devices

RealTek ALC3866-CG with Integrated DTS Headphone:X®

**Factory Configured**

Y

**Option Kit**

N

**Option Kit Part Number**

#### Optical and Removable Storage

##### HP SlimTray Optical Drives

HP External USB Optical Drive

**Factory Configured**

N

**Option Kit**

Y

**Option Kit Part Number**

F2B56AA

**NOTE:** Actual speeds may vary. Does not permit copying of commercially available DVD movies or other copyright protected materials. Intended for creation and storage of your original material and other lawful uses. Double Layer discs can store more data than single layer discs. However, double-layer discs burned with this drive may not be compatible with many existing single-layer DVD drives and players.

**NOTE:** With Blu-ray, certain disc, digital connection, compatibility and/or performance issues may arise, and do not constitute defects in the product. Flawless playback on all systems is not guaranteed. In order for some Blu-ray titles to play, they may require a DVI or HDMI digital connection and your display may require HDCP support. HD-DVD movies cannot be played on this workstation.

#### Networking and Communications

Realtek RTL8153B 10/100/1000 Mbit (no vPro)

**Factory Configured**

Y

**Option Kit**

N

**Option Kit Part Number**

The Intel® Gigabit Ethernet Connection I219LM (with vPro™)

Y

N

Intel® 9260 Wireless LAN (802.11ac) and Bluetooth® 5 Module (with vPro™)

Or

Y

N

Realtek RTL8822BE-CG PCIe 802.11 AC/abgn WLAN with Bluetooth® 4.2 combo module

**NOTE:** Full Intel® vPro™ Technology enabling requires either the Intel 9260 Wireless LAN or Gigabit Ethernet I219LM controller to be enabled and active.

**NOTE:** Realtek RTL8153B Ethernet access is only possible through the HP Z VR Backpack G1 Dock. Intel vPro is not supported with Realtek Ethernet.

**NOTE:** "Gigabit" Ethernet indicates compliance with IEEE standard 802.3ab for Gigabit Ethernet, and does not connote actual operating speed of 1 Gb/sec. For high speed transmission, connection to a Gigabit Ethernet server and network infrastructure is required.

### Supported Components

#### Physical Security

	Factory Configured	Option Kit	Option Kit Part Number
HP Keyed Cable Lock 10mm	N	Y	T1A62AA
HP Master Keyed Cable Lock 10mm	N	Y	T1A63AA
HP Dual Head Keyed Cable Lock	N	Y	T1A64AA
HP Dual Head Master Cable Lock	N	Y	T1A65AA
HP Essential Combination Lock (Herb)	N	Y	TOY16AA
HP Combination Lock (Stuart)	N	Y	TOY15AA

#### Input Devices

	Factory Configured	Option Kit	Option Kit Part Number
HP Slim USB Keyboard and Mouse	N	Y	T6T83AA
HP Slim Wireless Keyboard and Mouse	N	Y	T6L04AA
HP USB Essential Keyboard and Mouse	N	Y	H6L29AA

#### Other Hardware

	Factory Configured	Option Kit	Option Kit Part Number
HP Stereo 3.5mm Headset	N	Y	T1A66AA
HP Stereo USB Headset	N	Y	T1A67AA

#### Software

	Factory Configured	Option Kit	Support Notes
HP Remote Graphics Software (RGS) 7.1	N	N	See Note 2
HP Client Security Software	N	N	See Note 3

**NOTE:** RGS available as a free download from <http://www.hp.com/go/rgs>

**NOTE:** Windows 10 OS only. HP Client Security available as a SoftPaq download.

#### Operating Systems

Windows 10 Pro 64

### System Technical Specifications

#### System Board

<b>System Board Form Factor</b>	313 mm x 209 mm (12.3 x 8.23 inches)	
<b>Processor Socket</b>	FCBGA1440	
<b>CPU Bus Speed</b>	DMI link between CPU & PCH	
<b>Chipset</b>	Intel® QM370	
<b>Memory Expansion Slots</b>	2 SODIMM DDR4 memory slots	
<b>Memory Type Supported</b>	DDR4, SODIMM (Unbuffered), non-ECC	
<b>Memory Modes</b>	Non-Interleaved for single channel. Interleaved when both channels are populated.	
<b>Memory Speed Supported</b>	2666MHz DDR4	
<b>Memory Protection</b>	None	
<b>Maximum Memory</b>	32GB	
<b>Memory Configuration (Supported)</b>	8GB and 16GB non-ECC unbuffered SODIMMs are supported.	
<b>Integrated Graphics</b>	None	
	<b>NOTE: Integrated Graphics is NOT enabled in the HP Z VR Backpack G1 product</b>	
<b>Discrete Graphics</b>	NVIDIA® GeForce® RTX2080 with 8GB GDDR6 memory Memory width: 256 bit NVIDIA® CUDA™ Cores: 2944 API support: DirectX 12, Shader Version 6.3, Open GL 4.6, OpenCL 1.2 Display outputs: 6 (only 4 are implemented). DisplayPort™ 1.4	
<b>Network Controller</b>	RealTek RTL 8153B 10/100/1000 Mbs LAN. Management capabilities: WOL, PXE 2.1. The Intel® Gigabit Ethernet Connection I219LM (with vPro™) : WOL, PXE 2.1	
<b>Wireless Network Controller</b>	<b>M.2 PCIe</b>	Intel® 9260 WLAN/BT. Management capabilities: WOL(partial), vPro™/iAMT Or Realtek RTL8822BE-CG WLAN/BT. Management capabilities: n/a
<b>Supported Drive Interfaces</b>	<b>M.2 PCIe</b>	NVMe SSD – 80mm size, 256GB, 512GB, 1TB
<b>USB Connector(s)</b>	<b>Top</b>	2 USB 3.0 Type-A 1 USB 3.1 Type-C™ with Thunderbolt™ 3
	<b>Side</b>	2 USB 3.0 Type-A 1 RJ-45 gigabit LAN port

### System Technical Specifications

<b>Display Connectors</b>	<b>Top</b>	2 mini-DisplayPort™ 1.4 1 USB 3.1 Type-C™ (DisplayPort through Thunderbolt™)
<b>Power Connector</b>	<b>Top</b> <b>Side</b> <b>Bottom</b>	12V DC out power jack for HTC Vive™ HMD DC-in power jack for external 330W power supply DC-in integrated with dock connector
<b>Dock Connector</b>	<b>Bottom</b>	Proprietary combo connector that mates with the HP Z VR Backpack Dock (HP Part Number: ZLM71AA)
<b>HD Integrated Audio</b>		RealTek ALC3866-CG with software integration of DTS Headphone:X®
<b>Flash ROM</b>		Yes
<b>Chassis Fan</b>		Yes: 1 for CPU + memory + system, 1 for GPU + memory
<b>CMOS Battery Holder - Lithium</b>		Yes
<b>Battery</b>		36Whr Lithium Ion, internal
<b>Trusted Platform Module</b>		Infineon SLB9670 TPM 2.0
<b>Power Supply Headers</b>		Yes, One DC-in jack for external power supply One 12V DC-out jack for HTC Vive™ HMD
<b>Power Switch, Power LED</b>		The power and Sleep State LED are combined in the Top-Side power switch.
<b>Storage LED Indicator</b>		None
<b>Clear Password Jumper</b>		Yes
<b>Keyboard/Mouse</b>		Not provided with Base Unit. Separate AMO accessory.
<b>Power Supply</b>		330W HP Smart AC Adapter, 92.6% efficiency, wide-ranging, active PFC Power Supply
<b>Operating Voltage Range</b>		115-230 VAC
<b>Rated Voltage Range</b>		100-240 VAC
<b>Rated Line Frequency</b>		50-60 Hz
<b>Operating Line Frequency Range</b>		47-63 Hz
<b>Rated Input Current</b>		1.9A @ 90Vac
<b>ENERGY STAR® qualified (Config Dependent)</b>		Yes

### System Technical Specifications

**FEMP Standby Power Compliant** No

**Surge Tolerant Full Ranging Power Supply (Common mode power surges up to 2000V)** Yes

**Internal Battery** 36Whr Battery operating information shown in table below

<b>Allowable Temperature Range</b>	0°C ~ 50°C	Charge Initial Temperature
	0°C ~ 50°C	Continuous Charging
	-10°C ~ 60°C	For start of discharge below 0°C, the battery pack must have a charge ≥ 80%
	-20°C ~ 60°C	Storage Temperature
	-20°C ~ 45°C	1 month
	-20°C ~ 30°C	3 month
		6 month

**External Battery** 73Whr Battery operating information shown in table below

<b>Allowable Temperature Range</b>	0°C ~ 45°C	Charge Initial Temperature
	0°C ~ 45°C	Continuous Charging
	-10°C ~ 60°C	For start of discharge below 0°C, the battery pack must have a charge ≥ 80%
	-20°C ~ 60°C	Storage Temperature
	-20°C ~ 45°C	1 month
	-20°C ~ 30°C	3 month
		6 month

### System Technical Specifications

#### Declared Noise Emissions

##### Declared Noise Emissions

<b>System Configuration</b>	<b>Processor Info</b>	Intel® Core™ i7-8850H 2.6G/9M/6C
	<b>Memory Info</b>	2 - 16GB DDR4-2666 SO-DIMM Memory
	<b>Graphics Info</b>	NVIDIA® GeForce® RTX2080 with 8GB GDDR6
	<b>Disks/SSD</b>	1 - Samsung 1TB PCIe M.2 SSD

**Declared Noise Emissions**  
(in accordance with ISO  
7779 and ISO 9296)

**Sound Power**  
(LWAd, bels)

**Deskside Sound Pressure**  
(LpAm, decibels)

**Under Operating Load**  
(playing VR content)



### System Technical Specifications

#### Physical Security and Serviceability

<b>Access Panel</b>	No access panel. Tools required to remove top cover (rubber feet covers must be removed first). System is not designed for customer access.
<b>Hard Drives</b>	None
<b>Expansion Cards</b>	M.2 module requires a screwdriver to service and replace.
<b>Processor Socket</b>	No CPU socket. CPU soldered on motherboard.
<b>Memory</b>	Must remove shielding cover (for EMI) first (requires tools).
<b>System Board</b>	Screw-In
<b>Single Color Power and HD LED on Front of Computer</b>	The Power LED is on the top of the system. No HDD LED on the system.
<b>Over-Temp Warning on Screen</b>	No. System will automatically throttle in over-temperature situations.
<b>Restore CD/DVD Set</b>	None
<b>Dual Function Front Power Switch</b>	Yes, causes a fail-safe power off when held for 4 seconds (default)
<b>Cable Lock Support</b>	Yes, but requires use of the HP VR Backpack Dock with a Kensington Cable Lock solution (optional): Locks HP VR Backpack G2 to the Dock once cable lock is engaged on the docking station. Secures HP VR Backpack G2 to docking station. 3 mm x 7 mm slot on the HP VR Backpack Dock station.
<b>Serial, Parallel, Enable/Disable Port Control</b>	No serial or parallel ports are available on the HP VR Backpack G2.
<b>USB Enable/Disable Port Control</b>	Yes – enable/disable per port control.
<b>Removable Media Write/Boot Control</b>	Yes, prevents ability to boot from removable media on supported devices (and can disable writes to media)
<b>Power-On Password</b>	Yes, prevents an unauthorized person from booting up the workstation
<b>Setup Password</b>	Yes, prevents an unauthorized person from changing the workstation configuration
<b>NIC LEDs (integrated) (Green &amp; Amber)</b>	No.
<b>CPUs and Heatsinks</b>	Not serviceable.

### System Technical Specifications

<b>Power Supply Diagnostic LED</b>	No. Not applicable.
<b>Front Power LED</b>	Yes, RGB
<b>Internal Speaker</b>	No
<b>System/Emergency ROM Flash Recovery</b>	Crisis recovery feature recovers from corrupted system BIOS by using Boot Block support.
<b>Cooling Solution</b>	Air cooled forced convection
<b>CPU Heatsink Fan</b>	Yes. Heatsink is common between CPU and GPU assembly areas.
<b>GPU Heatsink Fan</b>	Yes. Heatsink is common between CPU and GPU assembly areas.
<b>Chassis Fan</b>	Two fan system.
<b>Memory Heatsink Fan</b>	No
<b>HP PC Hardware Diagnostics UEFI</b>	HP PC Hardware Diagnostics (UEFI) enables hardware level testing outside the operating system on many components. The diagnostics can be invoked by pressing F2 at POST, and is available as a download from HP Support.
<b>Access Panel Key Lock</b>	Not applicable. No chassis access panel.
<b>ACPI-Ready Hardware</b>	Advanced Configuration and Power Management Interface (ACPI). <ul style="list-style-type: none"><li>• Allows the system to wake from a low power mode.</li><li>• Controls system power consumption, making it possible to place individual cards and peripherals in a low-power or powered-off state without affecting other elements of the system</li></ul>
<b>Trusted Platform Module Chip</b>	Yes
<b>M.2 Card Retention</b>	Yes, all M.2 modules are retained by a single screw
<b>Flash ROM</b>	Yes
<b>DIMM Connectors</b>	Yes, 2 SODIMM connectors

### System Technical Specifications

#### BIOS

<b>PCI 3.0 Support</b>	Full BIOS support for PCI Express through industry standard interfaces.
<b>BBS</b>	BIOS Boot Specification v1.01. Provides more control over how and from what devices the workstation will boot.
<b>WMI Support</b>	WMI is Microsoft's implementation of Web-Based Enterprise Management (WBEM) for Windows. WMI is fully compliant with the Distributed Management Task Force (DMTF) Common Information Model (CIM) and WBEM specifications.
<b>ROM Based Computer Setup Utility (F10)</b>	Review and customize system configuration settings controlled by the BIOS.
<b>System/Emergency ROM Flash Recovery with Video</b>	Recovers system BIOS in corrupted Flash ROM.
<b>Replicated Setup</b>	Saves BIOS settings to USB flash device in human readable file. BIOS Configuration Utility (BCU) utility can then replicate these settings on machines being deployed without entering Computer Configuration Utility (F10 Setup).
<b>SMBIOS</b>	System Management BIOS 3.0., for system management information.
<b>Boot Control</b>	Disables the ability to boot from removable media on supported devices.
<b>Thermal Alert</b>	Monitors the temperature state within the chassis. Three modes: <ul style="list-style-type: none"><li>• NORMAL - normal temperature ranges.</li><li>• ALERTED - excessive temperatures are detected. Raises a flag so action can be taken to avoid shutdown or provide for a smoother system shutdown.</li><li>• SHUTDOWN - excessive temperatures are encountered. Automatically shuts down the computer without warning before hardware component damage occurs.</li></ul>
<b>Remote ROM Flash</b>	Provides secure, fail-safe ROM image management from a central network console. Updates can be performed before starting the OS. Updates can be periodically scheduled.
<b>ACPI (Advanced Configuration and Power Management Interface)</b>	Allows the system to enter and resume from low power modes (sleep states). Enables an operating system to control system power consumption based on the dynamic workload. Makes it possible to place individual cards and peripherals in a low-power or powered-off state without affecting other elements of the system. Supports ACPI 6.0 for full compatibility with 64-bit operating systems.
<b>Ownership Tag</b>	A user-defined string stored in non-volatile memory that is displayed in the BIOS splash screen.
<b>Remote Wakeup/Remote Shutdown</b>	System administrators can power on, restart, and power off a client computer from a remote location.
<b>ASF 2.0 Compliant</b>	Yes.

### System Technical Specifications

<b>Instantly Available PC (Suspend to RAM - ACPI sleep state S3)</b>	Allows for very low power consumption with quick resume time.
<b>Remote System Installation via F12 (PXE 2.1) (Remote Boot from Server)</b>	Allows a new or existing system to boot over the network and download software, including the operating system.
<b>ROM revision levels</b>	Reports the system BIOS revision level in Computer Configuration Utility (F10 Setup). Version is available through an industry standard interface (SMBIOS) so that management SW applications can use and report this information.
<b>System board revision level</b>	Allows management SW to read revision level of the system board. Revision level is digitally encoded into the HW and cannot be modified.
<b>Start-up Diagnostics (Power-on Self-Test)</b>	Assesses system health at boot time with selectable levels of testing.
<b>Auto Setup when new hardware installed</b>	System automatically detects addition of new hardware.
<b>Keyboard-less Operation</b>	The system can be booted without a keyboard.
<b>Localized ROM Setup</b>	Common BIOS image supports System Configuration Utility (F10 Setup) menus in 5 languages with local keyboard mappings.
<b>Asset Tag</b>	The user or IT administrator to set a unique tag string in non-volatile memory.
<b>Per-slot Control</b>	Allows I/O slot parameters (option ROM enable/disable) to be configured individually.
<b>Adaptive Cooling</b>	Control parameters are set according to detected hardware configuration for optimal acoustics.
<b>Pre-boot Diagnostics</b>	(Pre-video) critical errors are reported via beeps and blinks on the power LED.
<b>Digitally and Cryptographically Signed BIOS</b>	Helps to prevent the installation of unauthorized versions of a BIOS (a rogue BIOS) from a virus, malware, or other code that could lead to compromised system security, data access, physical service, or even system board replacement.
<b>Boot Block Emergency Recovery Mode (BIOS Recovery)</b>	The HP BIOS offers a write-protected boot block ROM that provides recovery from a failed flashing of the computer BIOS. This special recovery mode prevents the system from becoming unusable or “bricked” when a BIOS update is interrupted.
<b>UEFI Specification Revision</b>	UEFI 2.7
<b>ACPI</b>	Advanced Configuration and Power Management Interface, Version 6.0
<b>ASF</b>	Alert Standard Format Specification, Version 2.0

### System Technical Specifications

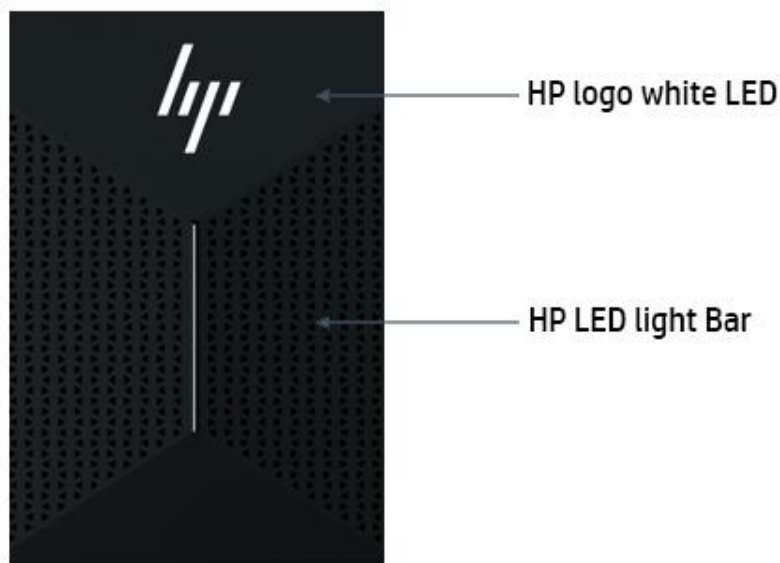
<b>EDD</b>	<ul style="list-style-type: none"><li>- Enhanced Disk Drive Specification Version 1.1</li><li>- BIOS Enhanced Disk Drive Specification Version 3.0</li></ul>
<b>PCI Express</b>	PCI Express Base Specification, Revision 3.0.
<b>PMM</b>	POST Memory Manager Specification, Version 1.01
<b>SATA</b>	<ul style="list-style-type: none"><li>- Serial ATA Specification, Revision 1.0a</li><li>- Serial ATA II: Extensions to Serial ATA 1.0, Revision 1.0a</li><li>- Serial ATA II Cables and Connectors Volume 2 Gold</li><li>- SATA-IO SATA Revision 3.0 Specification</li></ul>
<b>SPD</b>	PC SDRAM Serial Presence Detect (SPD) Specification, Revision 1.2B
<b>TPM</b>	Trusted Computing Group TPM Specification Version 2.0
<b>USB</b>	Universal Serial Bus Revision 1.1 Specification Universal Serial Bus Revision 2.0 Specification Universal Serial Bus Revision 3.0 Specification

---

### System Technical Specifications

#### Battery Management and Battery Charge Level Indicators

The HP VR Backpack uses the white LED HP logo and LED light bar located on the PC unit top to report the status of the internal and external battery charge levels. These LED's are shown below. The reporting behavior of battery charge level status is dependent on the HP VR Backpack PC system BIOS revision level. It is highly recommended that the PC unit uses system BIOS revision level F.01 or later. The F.01 or later BIOS can be obtained from HP Support Services on HP.com. For maximum performance while in battery operation mode, the external batteries must be charged. If they fall below a certain threshold as described below depending on the system BIOS revision level on the PC unit, the VR experience will quickly become suboptimal and compromised if the external batteries are not swapped with charged battery replacements.



#### LED Reporting Behavior for System BIOS Revisions F.01 or Later

For systems using the BIOS revisions F.01 or later, the low battery algorithm is as follows:

Internal Battery Charge Level	External Batteries Charge Level	HP Logo LED Behavior	Light Bar LED Behavior
> 12%	Both > 12%	Solid ON (White)	Solid ON (White)
	Only one > 12%	Solid ON (White)	Slow Flashing (Yellow)
	Both <= 12%	Solid ON (White)	Fast Flashing (Yellow)
<= 12%	Both > 12%	Slow Flashing (Yellow)	Solid ON (White) (Yellow)
	Only one > 12%	Slow Flashing (Yellow)	Slow Flashing (Yellow)
	Both <= 12%	Fast Flashing (Yellow)	Fast Flashing (Yellow)

It may be useful to recognize that the HP Logo LED primarily reports the status of the PC internal battery, while the Light Bar LED reports the status of the external batteries. For added notification emphasis, when all batteries are below 12%, both the HP Logo and Light Bar will be set to fast flashing mode.

#### OS Level Battery Charge Reporting

### System Technical Specifications

If the HP VR Backpack PC is configured to wirelessly connect to a display monitor, keyboard and mouse, it is possible for the operator to use the Windows 10 Pro battery status application usually located in the Notifications area of the Windows 10 Task Bar. Simply click on the battery icon and 3 batteries with their status information should be displayed. If a battery is missing from the report, check all external battery connections to the PC to make sure they are secure.

### System Technical Specifications

#### Social and Environmental Responsibility

**Eco-Label Certifications & Declarations** This product is low halogen except for power cords, cables and peripherals. Service parts obtained after purchase may not be Low Halogen.

- ENERGY STAR® (energy-saving features available on selected configurations –Windows® only)
- China Energy Conservation Program (CECP)

#### Batteries

IT ECO declaration

The battery in this product complies with EU Directive 2006/66/EC

Battery size: CR2032 (coin cell)

Battery type: Lithium Metal

The battery in this product does not contain:

- Mercury greater than 5ppm by weight
- Cadmium greater than 10ppm by weight

Lead greater than 40ppm by weight

**Batteries – Internal 36Whr** The battery in this product complies with EU Directive 2006/66/EC

Battery size: 4 cell

Battery type: Lithium ion Metal

The battery in this product does not contain:

- Mercury greater than 5ppm by weight
- Cadmium greater than 10ppm by weight
- Lead greater than 40ppm by weight

Lead greater than 40ppm by weight

**Restricted Material Usage** This product meets the material restrictions specified in HP's General Specification for the Environment. <http://www.hp.com/hpinfo/globalcitizenship/environment/pdf/gse.pdf>  
HP Inc. is committed to compliance with all applicable environmental laws and regulations, including the European Union Restriction of Hazardous Substances (RoHS) Directive. HP's goal is to exceed compliance obligations by meeting the requirements of the RoHS Directive on a worldwide basis.

**Low Halogen Statement** This product is low halogen except for power cords, cables and peripherals. Service parts obtained after purchase may not be Low Halogen.

**End-of-Life Management and Recycling** HP Inc. offers end-of-life HP product return and recycling programs in many geographic areas. To recycle your product, please go to: <http://www.hp.com/recycle> or contact your nearest HP sales office. Products returned to HP will be recycled, recovered or disposed of in a responsible manner. This product is greater than 90% recyclable by weight when properly disposed of at end of life.

**HP Inc. Corporate Environmental Information** For more information about HP's commitment to the environment:  
Living Progress Report <http://www.hp.com/hpinfo/globalcitizenship/gcreport/index.html>

Eco-label certifications  
<http://www.hp.com/hpinfo/globalcitizenship/environment/productdesign/ecolabels.html>



### System Technical Specifications

ISO 14001 certificates:

<http://www.hp.com/hpinfo/globalcitizenship/environment/operations/envmanagement.html>

#### Additional Information

- This HP product is designed to comply with the Waste Electrical and Electronic Equipment (WEEE) Directive - 2002/96/EC.
- Plastic parts weighing over 25 grams used in the product are marked per ISO 11469 and ISO1043.
- This product is >90% recycle-able when properly disposed of at end of life

EPEAT® Silver registered in the U.S. EPEAT registration varies by country. See <http://www.epeat.net> for registration status by country.

#### Packaging

HP Workstation product packaging meets the HP General Specification for the Environment at [http://www.hp.com/hpinfo/globalcitizenship/society/gen\\_specifications.html](http://www.hp.com/hpinfo/globalcitizenship/society/gen_specifications.html)

- Does not contain restricted substances listed in HP Standard 011-1 General Specification for the Environment
- Does not contain ozone-depleting substances (ODS)
- Does not contain heavy metals (lead, mercury, cadmium or hexavalent chromium) in excess of 100 ppm sum total for all heavy metals listed
- Maximizes the use of post-consumer recycled content materials in packaging materials
- All packaging material is recyclable
- All packaging material is designed for ease of disassembly
- Reduced size and weight of packages to improve transportation fuel efficiency

Plastic packaging materials are marked according to ISO 11469 and DIN 6120 standards formatting

#### Packaging Materials

##### Internal

Cushions made from fabricated recycled expanded-polyethylene (EPE) or recycled expanded-polypropylene (EPP). May also be made from recycled molded paper-pulp (MPP).

##### External

Carton made from corrugated fiberboard with at least 25% recycled content.

### System Technical Specifications

#### Manageability

**Intel® Active Management Technology (AMT)** The HP VR Backpack G2 supports Intel® vPro™ technology when purchased with a vPro™ technology capable CPU: Intel® Core™ i7 processors with Intel® VT-d/VT-x and Intel® TXT technology.

**Remote Manageability Software Solutions** Visit: <http://www.hp.com/go/easydeploy>

**System Software Manager** Visit: <http://www.hp.com/go/ssm>

**Service, Support, and Warranty** Limited 1-year limited warranty. Batteries have a default one year limited warranty.

Optional HP Care Pack Services are extended service contracts which go beyond your standard limited warranties. To choose the right level of service for your HP product, use the HP Care Pack Services Lookup Tool at <http://www.hp.com/go/cpc>. Sold separately or as an optional feature. Service levels and response times for HP Care Packs may vary depending on your geographic location.

Service starts on date of hardware purchase. Restrictions and limitations apply. HP services are governed by the applicable HP terms and conditions of service provided or indicated to Customer at the time of purchase. Customer may have additional statutory rights according to applicable local laws, and such rights are not in any way affected by the HP terms and conditions of service or the HP Limited Warranty provided with your HP Product. Consult your local HP Customer Support Center for details.

### Technical Specifications - Processors

Name	Cores	Clock Speed (GHz)	Intel® Turbo Boost Technology <sup>1</sup>	Cache (MB)	Memory Speed (MT/s)	Hyper-Threading	Integrated Graphics	Featuring Intel® vPro™ Technology	TDP (W)
<b>HP VR Backpack G2 Performance base unit</b>									
Intel® Core i7® processor 8850H	6	2.6 GHz	4.3 GHz	9 MB	2666 (DDR4)	Yes	N/A <sup>2</sup>	Yes	45W

1. The specifications shown in this column represent the maximum turbo frequency with one core active. Turbo boost stepping occurs in 100MHz increments. Processors that do not have turbo functionality are denoted as N/A.

2. Integrated Graphics is NOT enabled in the HP VR Backpack G2. All graphics for the platform is provided by the NVIDIA® GeForce® RTX2080 GPU.

### Technical Specifications - Storage

<b>M.2 NVMe SSD</b>	<b>1TB TLC</b>	<b>Capacity</b>	1024GB
		<b>Protocol</b>	NVMe
		<b>Form Factor</b>	M.2 2280
		<b>Controller</b>	NVMe
		<b>Rated for 24/7/365 operation</b>	NO
		<b>Physical Size (Height)</b>	0.14 in; 3.65 mm
		<b>Physical Size (Width)</b>	0.87 in; 22 mm
		<b>Drive Weight</b>	0.02; 10 g
		<b>Interface</b>	PCIe NVMe Gen3 x4
		<b>Synchronous Transfer Rate (Maximum)</b>	Read: Up to 3300 MB/s; Write: Up to 1,775 MB/s
		<b>Operating Temperature</b>	32° to 158° F (0° to 70° C)
		<b>M.2 NVMe SSD</b>	<b>512GB TLC</b>
<b>Protocol</b>	NVMe		
<b>Form Factor</b>	M.2 2280		
<b>Controller</b>	NVMe		
<b>Rated for 24/7/365 operation</b>	NO		
<b>Physical Size (Height)</b>	0.14 in; 3.65 mm		
<b>Physical Size (Width)</b>	0.87 in; 22 mm		
<b>Drive Weight</b>	0.02; 10 g		
<b>Interface</b>	PCIe NVMe Gen3 x4		
<b>Synchronous Transfer Rate (Maximum)</b>	Read: Up to 3200 MB/s; Write: Up to 1300 MB/s		
<b>Operating Temperature</b>	32° to 158° F (0° to 70° C)		
<b>M.2 NVMe SSD</b>	<b>256GB TLC</b>		
		<b>Protocol</b>	NVMe
		<b>Form Factor</b>	M.2 2280
		<b>Controller</b>	NVMe
		<b>Rated for 24/7/365 operation</b>	NO
		<b>Physical Size (Height)</b>	0.14 in; 3.65 mm
		<b>Physical Size (Width)</b>	0.87 in; 22 mm
		<b>Drive Weight</b>	0.02; 10 g
		<b>Interface</b>	PCIe NVMe Gen3 x4
		<b>Synchronous Transfer Rate (Maximum)</b>	Read: Up to 3200 MB/s; Write: Up to 1255 MB/s
		<b>Operating Temperature</b>	32° to 158° F (0° to 70° C)

### Technical Specifications - Graphics

**NVIDIA® GeForce®  
RTX2080 8GB Graphics**

**Maximum Resolution**

DisplayPort 1.4:  
- up to 7680 x 4320 @ 60Hz (DSC)  
- supports High Bit Rate 3 (HBR3) and Multi-Stream Transport (MST)

HDMI 2.0 output:  
- up to 4096x2160 x 30 bpp @ 60Hz

**Display Output**

Maximum number of displays:  
- 4 direct attached monitors

Maximum number of DisplayPort™ displays possible per DisplayPort™ output (Multiple displays daisy-chained from one DisplayPort™ 1.3 port requires DisplayPort™ 1.2 MST capable displays or DP1.3 MST capable hub):

- 4 1920x1200 @ 60 Hz
- 2 2560x1600 @ 60 Hz
- 1 4096x2160 @ 60 Hz

Maximum number of monitors across all available RTX2080 outputs is 4.

**Supported Graphics APIs**

OpenGL 4.6  
DirectX 12

API support includes:  
CUDA C, CUDA C++, DirectCompute 5.0, OpenCL, Java, Python, and Fortran

**Available Graphics Drivers**

Microsoft Windows 10

HP qualified drivers may be preloaded or available from the HP support Web site:

<http://welcome.hp.com/country/us/en/support.html>

### Technical Specifications - Network

<b>Realtek RTL8153B GbE Controller</b>	<b>Connector Controller</b>	RJ-45 Realtek RTL8153B GbE platform LAN connect networking controller, USB 3.0 bus connection to host.
	<b>Memory</b>	Tx and Rx packet buffer memory
	<b>Data Rates Supported</b>	10/100/1000 Mbps
	<b>Compliance</b>	802.1as/1588, 802.1p, 802.1Q, 802.3, 802.3ab, 802.3az, 802.3i, 802.3u
	<b>Bus Architecture</b>	USB 3.0
	<b>Data Transfer Mode</b>	USB-based interface for active state operation (S0 state) and SMBus for host and management traffic (Sx low power state)
	<b>Power Requirement</b>	Requires 3.3V (integrated regulators for core Vdc)
	<b>Boot ROM Support</b>	Yes
	<b>Network Transfer Mode</b>	Full-duplex; Half-duplex (not supported for the 1000BASE-T transceiver)
	<b>Network Transfer Rate</b>	10BASE-T (half-duplex) 10 Mbps 10BASE-T (full-duplex) 10 Mbps 100BASE-TX (half-duplex) 100 Mbps 100BASE-TX (full-duplex) 100 Mbps 1000BASE-T (full-duplex) 1000 Mbps
	<b>Management Capabilities</b>	WOL, auto MDI crossover, PXE, ACPI, LPM, VLAN, Multicast Listener Discovery (MLD)

<b>Intel I219LM GbE Controller</b>	<b>Connector Controller</b>	RJ-45 Intel® Ethernet Connection I219LM LAN connect networking controller, PCIe bus connection to host.
	<b>Memory</b>	Tx and Rx packet buffer memory
	<b>Data Rates Supported</b>	10/100/1000 Mbps
	<b>Compliance</b>	802.1as/1588, 802.1p, 802.1Q, 802.3, 802.3ab, 802.3az, 802.3i, 802.3u
	<b>Bus Architecture</b>	PCIe
	<b>Data Transfer Mode</b>	PCIe-based interface for active state operation (S0 state) SMBus-based interface for host and management traffic (Sx low power state)
	<b>Power Requirement</b>	Requires 3.3V (integrated regulators for core Vdc)
	<b>Boot ROM Support</b>	Yes
	<b>Network Transfer Mode</b>	Full-duplex; Half-duplex (not supported for the 1000BASE-T transceiver)
	<b>Network Transfer Rate</b>	10BASE-T (half-duplex) 10 Mbps 10BASE-T (full-duplex) 10 Mbps 100BASE-TX (half-duplex) 100 Mbps 100BASE-TX (full-duplex) 100 Mbps 1000BASE-T (full-duplex) 1000 Mbps
	<b>Management Capabilities</b>	WOL, auto MDI crossover, PXE, RSS, ACPI, Advanced cable diagnostic, loopback modes, VLAN, Multicast Listener Discovery (MLD)

### Technical Specifications - Network

<b>Intel® 9260 Wireless LAN (802.11ac) and Bluetooth 5 Module</b>	<b>Connector Controller Compliance</b>	M.2 (Supports 2230 form factor; E Key) Motherboard Interface Intel® Dual Band Wireless-AC 9260 Wi-Fi CERTIFIED: IEEE 802.11a/b/g/n/ac with wave 2 feature WMM, WMM-PS, WPA, WPA2, WPS2, Protected Management Frames, Wi-Fi Miracast as Source, and Wi-Fi Direct IEEE 802.11d, 802.11e, 802.11i, 802.11h, 802.11w, 802.11r, 802.11k, 802.11v pending OS support; Fine Timing Measurement based on 802.11REVmc FIPS, FISMA Bluetooth® 5
	<b>Antenna</b>	2x2
	<b>Tx/Rx Streams</b>	2x2
	<b>Bands</b>	2.4 GHz, 5GHz
	<b>Bus Architecture</b>	PCI Express Gen3 x1 and USB 2.0
	<b>Management Capabilities</b>	F10 BIOS Menu option to disable/enable WLAN and Bluetooth® radios, supports seamless roaming between 802.11 wireless access points
	<b>Throughput</b>	Max PHY throughput 1.73 Gbps (802.11ac 160MHz) for WLAN

---

<b>Realtek RTL8822BE-CG Wireless LAN.</b>	<b>Connector Controller Compliance</b>	M.2 (Supports 2230 form factor; E Key) Motherboard Interface Realtek RTL8822BE-CG Wireless LAN: IEEE 802.11abgn, 802.11ac IEEE 802.11x, 802.11i, WEP, WPA, WPA-PSK, WPA2, WPA2-PSK, and WPS Bluetooth®: 2.1+EDR, 3.0+HS, 4.0LE, 4.1, and 4.2
	<b>Antenna</b>	2x2
	<b>Tx/Rx Streams</b>	2x2
	<b>Bands</b>	2.4 GHz, 5GHz
	<b>Bus Architecture</b>	PCI Express Gen3 x1 and USB 2.0
	<b>Management Capabilities</b>	F10 BIOS Menu option to disable/enable WLAN and Bluetooth® radios, supports seamless roaming between 802.11 wireless access points
	<b>Throughput</b>	Max PHY throughput 867 Mbps (802.11ac) for WLAN
	<b>Notes</b>	<a href="#">Wireless access point and internet service required. Availability of public wireless access points limited. The specifications for the 802.11ac WLAN are draft specifications and are not final. If the final specifications differ from the draft specifications, it may affect the ability of the notebook to communicate with other 802.11ac WLAN devices.</a>

### Technical Specifications – Power

<b>HP 330W Smart AC Adapter (for HP VR Backpack G2)</b>	<b>Dimensions</b>	5.9 x 5.9 x 1.48 in (150 x 150 x 37.5 mm)	
	<b>Weight</b>	2.43lb / 1.1kg nominal	
	<b>Input</b>	100 to 240 VAC	
		Input Efficiency	92.6% average at 115Vac and 93.2% average at 230Vac
	<b>Output</b>	Input frequency range	47 to 63 Hz
		Input AC current	4.2A RMS at 90 VAC, maximum
		Output power	330W nominal
		DC output	19.5 VDC nominal
		Hold-up time	10 msec at 115 VAC input with maximum load
		Output current limit	34A (5ms)
		Over voltage protection	Shall not exceed 29 Volts for no longer than 250ms, auto shutdown
		<b>Connector</b>	3 pin/grounded, mates with interchangeable cords
	<b>Environmental Design</b>	Operating temperature	32° to 95° F (0° to 35° C)
		Non-operating (storage) temperature	-4° to 185° F (-20° to 85° C)
		Altitude	Up to 16400 ft (5000 m)
Humidity		up to 95%, non-condensing	
Storage Humidity		up to 95%, non-condensing	
<b>EMI and Safety Certifications</b>	CE Mark- full compliance with LVD and EMC directives; Worldwide safety standards- IEC950, EN60950, UL1950, Class 1, SELV; Agency approvals- C-UL-US, NORDICS, DENAN, EN55032 Class B, FCC Class B, CISPR22 Class B, CCIB, NOM-1 NYCE; MTBF- over 200,000 hours at 25°C ambient condition.		
<b>HP 180W Smart AC Adapter (for external battery charger)</b>	<b>Dimensions</b>	7.1 x 3.35 x 1.65 in (180 x 85 x 42mm)	
	<b>Weight</b>	1.81 lb (820 g)	
	<b>Input</b>	90 to 264 VAC	
		Input Efficiency	89% min at 115 VAC
	<b>Output</b>	Input frequency range	47 to 63 Hz
		Input AC current	2.5 A at 90 VAC, 1.45 A at 180 VAC
		Output power	180W nominal
		DC output	19.5V nominal
		Hold-up time	>5 msec at 115 VAC input
		Output current limit	Not exceed 240VA for more than 60s, automatic shutdown
		Over voltage protection	29V max for no longer than 250ms, automatic shutdown
		<b>Connector</b>	3 pin/grounded, mates with interchangeable cords
	<b>Environmental Design</b>	Operating temperature	41° to 95° F (5° to 35° C)
		Non-operating (storage) temperature	-4° to 185° F (-20° to 85° C)
		Altitude	0 to 16405 ft (0 to 5000 m) with 32° C max ambient temperature at max altitude
Humidity		20% to 95%	



### Technical Specifications – Power

**EMI and Safety  
Certifications**

Worldwide safety and EMC approvals including CE, UL, CSA or cUL, GS, Australian Electric Permit, C-tick, NOM, CCC, KC, GOST, SABS, S mark, BSMI, ISC, PSE, PSB and SII.

Options and Accessories (sold separately and availability may vary by country)

Option Type	Description	Part Number
HP VR Backpack G2 –	HP VR Backpack Harness	7CZ31AA
	HP VR Backpack G2 Harness PC Mount	7CZ33AA
	HP Z VR Backpack Battery Pack	2HY48AA
	HP Z VR Backpack Battery Charger	2HY51AA
	HP Z VR Backpack HTC Vive Combo Cable	2HY49AA
	HP Z VR Backpack G1 Dock	2LM71AA
Input/Output	HP Slim USB Keyboard and Mouse	T6T83AA
	HP Slim Wireless Keyboard and Mouse	T6L04AA
	HP USB Essential Keyboard and Mouse	H6L29AA
	HP Stereo 3.5mm Headset	T1A66AA
	HP Stereo USB Headset	T1A67AA
	USB-C to HDMI 1.4	N9K77AA
	HP USB-C to DisplayPort Adapter	N9K78AA
Power	HP 330W Smart AC Adapter	2YD04AA
Security	HP Essential Combination Lock (Herb)	T0Y16AA
	HP Combination Lock (Stuart)	T0Y15AA
	HP Dual Head Keyed Cable Lock (Sumo)	T1A64AA
	HP Dual Head Master Cable Lock (Sumo MK)	T1A65AA
	HP Keyed Cable Lock 10mm	T1A62AA
	HP Master Keyed Cable Lock	T1A63AA
Storage - external	HP External USB Optical Drive	F2B56AA

### Summary of Changes

<b>Date of change:</b>	<b>Version History:</b>		<b>Description of change:</b>
October 8, 2019	From v1 to v2	<b>Added</b>	HP VR Backpack G2 Harness and HP VR Backpack G2 Harness PC Mount to Accessories

© 2019 HP Development Company, L.P. The information contained herein is subject to change without notice. The only warranties for HP products and services are set forth in the express warranty statements accompanying such products and services. Nothing herein should be construed as constituting an additional warranty. HP shall not be liable for technical or editorial errors or omissions contained herein. Intel, Intel Core, Pentium, Thunderbolt and Xeon are trademarks of Intel Corporation in the U.S. and other countries. Microsoft and Windows are either registered trademarks or trademarks of Microsoft Corporation in the United States and/or other countries. ENERGY STAR® is a registered trademark owned by the U.S. Environmental Protection Agency. Linux® is the registered trademark of Linus Torvalds in the U.S. and other countries. NVIDIA®, Cuda, Quadro and the NVIDIA logo are trademarks and/or registered trademarks of NVIDIA Corporation in the U.S. and other countries. Red Hat® is a registered trademark of Red Hat, Inc. in the United States and other countries. Bluetooth is a trademark of its proprietor used by HP Inc. under license. DisplayPort™ and the DisplayPort™ logo are trademarks owned by the Video Electronics Standards Association (VESA®) in the United States and other countries. For DTS patents, see <http://patents.dts.com>. Manufactured under license from DTS Licensing Limited. DTS, the Symbol, & DTS and the Symbol together are registered trademarks, and DTS Studio Sound is a trademark of DTS, Inc. © DTS, Inc. All Rights Reserved.