



\* All images in this datasheet are for illustrative purposes only.

## UHD Signage UL5Q-E Series

# LG webOS UHD Signage for 24/7 Operation



Superb Picture Quality  
with Ultra HD Resolution



Face Up/Down  
with Tilt Support



24Hr Usage Scene  
(24 Hours / 7 Days)



High-Performance  
with webOS 6.1



Even Bezel




Enhanced Security

### UL5Q-E


Inch	86" / 75" / 65" / 55" / 50" / 43"
Screen Resolution	3,840 × 2,160 (UHD)
Brightness	500 nits (Typ.)
Software Compatibility	LG SuperSign CMS / Control+ / WB / Cloud, Mobile CMS, LG ConnectedCare





## Superb Picture Quality with Ultra HD Resolution

The UL5Q-E series, with UHD resolution, enhances the realism of colors and details in the content. Its wide viewing angle offers clear visuals, while its 500-nit brightness vividly showcases the content.



## Even Bezel Design

The UL5Q-E series features even bezels, enhancing the aesthetic appeal of various spaces. These uniform bezels not only facilitate easy installation but also transform standard displays into elegant focal points.



## Engineered for 24/7 Operation

Built for environments that never sleep, the UL5Q-E series features panel technology that enables 24/7 operation.

\* The UL5Q-E series includes the same standard warranty period as other signage models and offers an optional extended warranty, providing coverage for up to 5 years in total. If the extended warranty is purchased, coverage ends when either 30,000 hours of usage is reached or the 5-year period expires, whichever comes first.



## High-Performance with LG webOS 6.1

LG webOS 6.1 is available on the UL5Q-E series for smooth execution of multiple tasks. The LG webOS smart signage platform enhances user convenience with an intuitive GUI\*.

\* GUI : Graphical User Interface



## Adaptive Viewing Experience

Experience the flexibility with the UL5Q-E series' up/down tilt capability. Whether mounted high or low, the display can be adjusted to eye level, offering viewer engagement regardless of installation height. This versatility not only enhances spatial efficiency but also provides visual comfort, delivering clear information from various viewing angles.

\* 75"/86" are not supported.

\*\* This display tilts up/down up to 15 degrees; do not exceed this range to prevent damage.



## Built-In Brightness Sensor


The UL5Q-E series' front-mounted brightness sensor automatically adjusts brightness to match various lighting conditions, optimizing viewing quality and energy efficiency without manual intervention. This adaptive feature offers consistent display performance while also supporting power optimization, delivering a visual experience that dynamically responds to environmental changes.

\* All images are for illustrative purposes only.



## Advanced Security Architecture

The UL5Q-E series incorporates LG's Enhanced Kernel Protection (EKP) technology, safeguarding critical data from unauthorized access and potential security threats. This commitment to information security is validated by the ISO/IEC 15408 Common Criteria EAL2 certification, providing businesses with the confidence that their sensitive content and operations remain protected in today's challenging security landscape.



## Remote Monitoring and Control

This web-based monitoring solution is user-friendly and allows the user to be at ease. It enables the user to have full access anytime, anywhere from their mobile phone & PC in a network-accessible environment, with access to both current and past data. It allows the user to monitor the unit, make adjustments, and control the unit remotely in real time.



## EPEAT Registered

The Electronic Product Environmental Assessment Tool (EPEAT) is a method for several layers of customers to evaluate the effect of a product on the environment. UL5Q-E series is an EPEAT Bronze-certified\* display which means that it meets all the required criteria in the Computers and Displays category.

\* Registered in August 2025



## LG ConnectedCare

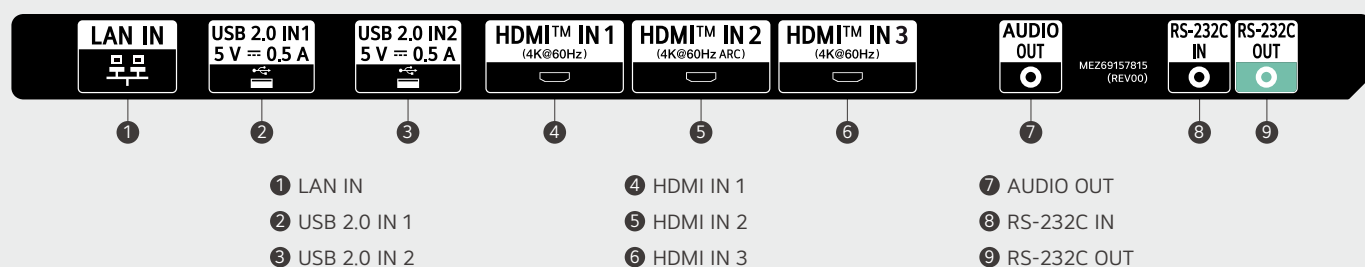
Maintenance is easy and fast with the optional LG ConnectedCare\* service, a cloud service solution provided by LG. It remotely manages the status of displays in client workplaces for fault diagnosis and remote-control services, supporting the stable operation of clients' businesses.

\* The availability of the 'LG ConnectedCare' service differs by region, and it needs to be purchased separately. So please contact the LG sales representative in your region for more details.

\* All images are for illustrative purposes only.

## CONNECTIVITY

86" / 75" / 65" / 55" / 50" / 43"



Download  
LG Digital Connect  
Mobile App  
Google Play

[www.lg.com/global/business/information-display](http://www.lg.com/global/business/information-display)  
[www.youtube.com/c/LGCommercialDisplay](https://www.youtube.com/c/LGCommercialDisplay)  
[www.facebook.com/LGInformationDisplay](https://www.facebook.com/LGInformationDisplay)  
[www.linkedin.com/company/lginformationdisplay](https://www.linkedin.com/company/lginformationdisplay)

LG may make changes to specifications and product descriptions without notice. Copyright © 2025 LG Electronics Inc. All rights reserved. "LG Life's Good" is a registered trademark of LG Corp. The names of products and brands mentioned here may be the trademarks of their respective owners.

